

# Spa Francorchamps International GT Open

## Race - 1

### Provisional Results

Cls	Nº	Entrant/Team	Nat	Driver 1	Nat	Driver 2	Nat	Vehicle	Cat	Ci	Laps	Total Time	Gap	Interval	Km/h	Best	Time	Km/h
1	77	Lechner Racing	LTZ	Al Faisal Al Zubair	OMR	Andy Soucek	ESP	Porsche 911 GT3-R II 2019	PRO	1	24	1:10:49.353			142.4	17	2:19.718	180.4
2	97	TF Sport	GBR	Michael Dineen	USA	Robby Foley	USA	Aston Martin GT3 AMR WY2019	PRO	2	24	1:10:56.534	7.181	7.181	142.1	23	2:19.671	180.5
3	7	Inception Racing	GBR	Brendan Tribe	USA	Ollie Millroy	GBR	McLaren 720 S GT3	PROAM	1	24	1:11:03.744	14.391	7.210	141.9	13	2:19.829	180.3
4	19	Vincenzo Sospiri Racing	ITA	Baptiste Moulin	BEL	Yuki Nemoto	JPN	Lamborghini Huracan GT3 Evo	PRO	3	24	1:11:04.274	14.921	0.530	141.9	14	2:19.885	180.2
5	63	Vincenzo Sospiri Racing	ITA	Michèle Beretta	ITA	Frederik Schandorff	DNK	Lamborghini Huracan GT3 Evo	PRO	4	24	1:11:05.867	16.514	1.593	141.8	12	2:20.575	179.3
6	22	Balle Motorsport	GBR	Shawn Balle	GBR	Adam Carroll	GBR	Audi R8 GT3 LMS 2019	PROAM	2	24	1:11:07.969	18.616	2.102	141.7	22	2:20.641	179.8
7	14	AKM Motorsport	SMR	Florian Scholze	DEU	Jens Liebhauser	DEU	Mercedes AMG GT3 - 2020	AM	1	24	1:11:12.673	23.320	4.704	141.6	19	2:20.641	179.2
8	47	AKM Motorsport	SMR	Alexander Moiseev	RUS	Loris Spinelli	ITA	Mercedes AMG GT3 - 2020	PROAM	3	24	1:11:16.302	26.949	3.629	141.5	13	2:19.479	180.7
9	11	Reno Racing	DNK	Jens Reno Moller	DNK	Marcus Paverud	NOR	Honda NSX GT3 Evo	PROAM	4	24	1:11:23.263	33.910	6.961	141.2	23	2:21.169	178.6
10	88	JP Motorsport	POL	Patryk Krupinski	POL	Christian Klien	AUT	McLaren 720 S GT3	PROAM	5	24	1:11:32.593	43.240	9.330	140.9	13	2:20.651	179.2
11	17	HP Racing International	DEU	Gerhard Twerasser	AUT	Jan Seyffert	DEU	Lamborghini Huracan GT3 Evo	PROAM	6	24	1:11:43.911	54.558	11.318	140.6	19	2:21.510	178.1
12	8	Barone Rampante	ITA	Giuseppe Cipriani	ITA	Jaap Van Lagen	BEL	Lamborghini Huracan GT3 Evo	AM	2	24	1:11:48.111	58.758	4.200	140.4	23	2:22.305	177.1
13	50	Q1 by EMG Motorsport	ITA	Filip Teunkens	BEL	Bas Schouten	BEL	Porsche 992 GT3 Cup	CUPPA	1	23	1:11:38.988	1 Lap	1 Lap	134.8	14	2:26.450	172.1
14	54	Q1 by EMG Motorsport	ITA	Jan Laurysen	BEL	Dik Schouten	NLD	Porsche 992 GT3 Cup	CUPPA	2	23	1:11:43.146	1 Lap	4.158	134.7	15	2:27.828	170.5
15	53	Q1 by EMG Motorsport	ITA	Nicolas Vandierendonck	BEL	Stefano Bozzoni	NLD	Porsche 992 GT3 Cup	CUPAM	1	23	1:11:45.846	1 Lap	2.700	134.6	23	2:27.599	170.8
16	44	Eugenio Pisani	ITA	Eugenio Pisani	ITA	Jan Antoszewski	ITA	Porsche 911 GT3 Cup gen 1	CUPPA	3	23	1:12:35.012	1 Lap	49.166	133.1	17	2:29.719	168.4
17	32 *	Three Sixty Racing Team	AND	Fernando Fortes	BRA	Mateusz Lisowski	POL	Porsche 911 GT3 Cup gen 2	CUPAM	2	23	1:12:37.409	1 Lap	2.397	133.0	15	2:31.946	165.9
18	100	Aida Motorsport	POL	Jakub Dwerznicki	POL	Jan Antoszewski	POL	Porsche 911 GT3 Cup gen 2	CUPPA	4	23	1:12:38.218	1 Lap	0.809	133.0	17	2:31.252	166.7
19	24	A&P Racing Team PTT Tech Support	POL	Maciej Blazek	POL	Mateusz Lisowski	POL	Porsche 991 GT3 Cup gen 2	CUPPA	5	23	1:12:51.653	1 Lap	13.435	132.6	12	2:28.309	170.0
20	27	Three Sixty Racing Team	AND	Marcio Mauro	BRA			Porsche 911 GT3 Cup gen 2	CUPAM	3	23	1:13:17.853	1 Lap	26.200	131.8	11	2:35.150	162.5

Not classified: (Requirements: 75% of number laps of leader = 18 Laps)

72	Inception Racing	GBR	Nick Moss	GBR	Joe Osborne	GBR	McLaren 720 S GT3	PROAM	7	4	15:07.500	20 Laps	19 Laps	111.1	1	2:34.115	163.6
26	Q1 by EMG Motorsport	GBR	Maciej Darmeko	POL	Artur Janosz	POL	Porsche 911 GT3 Cup gen 2	CUPPA	6								

Fastest lap Moiseev - Spinelli in 2:19.479 at 180.7 Km/h in lap 13

### \* PENALTY

CAR #32 - 5-SECONDS TIME PENALTY ADDED TO RACE TIME - LESS TIME HANDICAP

Published at:.....

Air Temp: 38.0 °C Temp. Aire: 26.6 °C Humidity: 61 % Track Status: DRY

### Stewards:

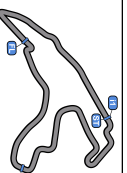
### Race Director:

### Timekeeper:

Luis Angel Garcia Nuñez

JOB/1-0020-ESP





# Spa Francorchamps International GT Open

## Race - 1



### Provisional Results by Category

Cls	N°	Entrant/Team	Nat	Driver 1	Nat	Driver 2	Nat	Vehicle	Cat	Cl	Laps	Total Time	Gap	Interval	Km/h	Best	Time	Km/h	
<b>PRO</b>																			
1	77	Lechner Racing	ITA	Al Faisal Al Zubair	OMN	Andy Soucek	ESP	Porsche 911 GT3-R II 2019	PRO	1	24	1:10:49.353			142.4	17	2:19.718	180.4	
2	97	TF Sport	GBR	Michael Dinan	USA	Robby Foley	USA	Aston Martin GT3 AMR MR2019	PRO	2	24	1:10:56.534	7.181	7.181	142.1	23	2:19.671	180.5	
3	19	Vincenzo Sospiri Racing	ITA	Baptiste Moulin	BEL	Yuki Nemoto	JPN	Lamborghini Huracan GT3 EVO	PRO	3	24	1:11:04.274	14.921	7.740	141.9	14	2:19.885	180.2	
4	63	Vincenzo Sospiri Racing	ITA	Michèle Beretta	ITA	Frederik Schandorff	DNK	Lamborghini Huracan GT3 EVO	PRO	4	24	1:11:05.867	16.514	1.593	141.8	12	2:20.575	179.3	
<b>PROAM</b>																			
1	7	Inception Racing	GBR	Brendan Iribe	USA	Ollie Millroy	GBR	McLaren 720 S GT3	PROAM	1	24	1:11:03.744			141.9	13	2:19.829	180.3	
2	22	Balle Motorsport	GBR	Shaun Balle	GBR	Adam Carroll	GBR	Audi R8 GT3 LMS 2019	PROAM	2	24	1:11:07.969	4.225	4.225	141.7	22	2:20.169	179.8	
3	47	AKM Motorsport	SMR	Alexander Moiseev	RUS	Loris Spinelli	ITA	Mercedes AMG GT3 - 2020	PROAM	3	24	1:11:16.302	12.558	8.333	141.5	13	2:19.479	180.7	
4	11	Reno Racing	DNK	Jens Reno Møller	DNK	Marcus Paverud	NOR	Honda NSX GT3 EVO	PROAM	4	24	1:11:23.263	19.519	6.961	141.2	23	2:21.169	178.6	
5	88	JP Motorsport	POL	Patryk Krupinski	POL	Christian Klien	AUT	McLaren 720 S GT3	PROAM	5	24	1:11:32.593	28.849	9.330	140.9	13	2:20.651	179.2	
6	17	HP Racing International	DEU	Gerhard Twerasser	AUT	Jan Seyffert	DEU	Lamborghini Huracan GT3 EVO	PROAM	6	24	1:11:43.911	40.167	11.318	140.6	19	2:21.510	178.1	
<b>Not classified: (Requirements: 75% of number laps of leader = 18 Laps)</b>																			
72		Inception Racing	GBR	Nick Moss	GBR	Joe Osborne	GBR	McLaren 720 S GT3	PROAM	7	4	15:07.500	20 Laps	20 Laps	111.1	1	2:34.115	163.6	
<b>AM</b>																			
1	14	AKM Motorsport	SMR	Florian Scholze	DEU	Jens Liebhauser	DEU	Mercedes AMG GT3 - 2020	AM	1	24	1:11:12.673			141.6	19	2:20.641	179.2	
2	8	Barone Rampante	ITA	Giuseppe Cipriani	ITA		ITA	Lamborghini Huracan GT3 EVO	AM	2	24	1:11:48.111	35.438	35.438	140.4	23	2:22.305	177.1	
<b>CUPPA</b>																			
1	50	Q1 by EMG Motorsport	BEL	Filip Teunkens	BEL	Jaap Van Lagen	BEL	Porsche 992 GT3 Cup	CUPPA	1	23	1:11:38.988			134.8	14	2:26.450	172.1	
2	54	Q1 by EMG Motorsport	BEL	Jan Laurysen	BEL	Bas Schouten	NLD	Porsche 992 GT3 Cup	CUPPA	2	23	1:11:43.146	4.158	4.158	134.7	15	2:27.828	170.5	
3	44	Eugenio Pisani	ITA	Eugenio Pisani	ITA	Stelano Bozzoni	ITA	Porsche 911 GT3 Cup gen 1	CUPPA	3	23	1:12:35.012	56.024	51.866	133.1	17	2:29.719	168.4	
4	100	Alda Motorsport	POL	Jakub Dzwiercki	POL	Jan Antoszewski	POL	Porsche 911 GT3 Cup gen 2	CUPPA	4	23	1:12:38.218	59.230	3.206	133.0	17	2:31.252	166.7	
5	24	A&P Racing Team PTT Tech Support	POL	Maciej Blazek	POL	Mateusz Lisowski	POL	Porsche 991 GT3 Cup gen 2	CUPPA	5	23	1:12:51.653	1:12.665	13.493	132.6	12	2:28.309	170.0	
<b>Not classified: (Requirements: 75% of number laps of leader = 18 Laps)</b>																			
26		Q1 by EMG Motorsport	BEL	Maciej Darmeko	POL	Artur Janosz	POL	Porsche 911 GT3 Cup gen 2	CUPPA	6									
<b>CUPAM</b>																			
1	53	Q1 by EMG Motorsport	BEL	Nicolas Vandierendonck	BEL	Dik Schouten	NLD	Porsche 992 GT3 Cup	CUPAM	1	23	1:11:45.846			134.6	23	2:27.599	170.8	
2	32*	Three Sixty Racing Team	BRA	Fernando Fortes	BRA		BRA	Porsche 911 GT3 Cup gen 2	CUPAM	2	23	1:12:37.409	51.563	51.563	133.0	15	2:31.946	166.9	
3	27	Three Sixty Racing Team	BRA	Marcio Mauro	BRA		BRA	Porsche 911 GT3 Cup gen 2	CUPAM	3	23	1:13:17.853	1:32.007	40.444	131.8	11	2:35.150	162.5	

Fastest lap Moiseev - Spinelli in 2:19.479 at 180.7 Km/h in lap 13

Published at:.....

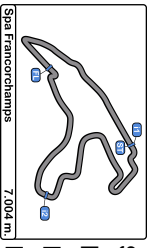
Air Temp: 38.0 °C Temp. Aire: 26.6 °C Humidity: 61 % Track Status: DRY

Stewards:

Race Director:

Timekeeper: Luis Angel Garcia Nuñez  
JOB1-0020-ESP





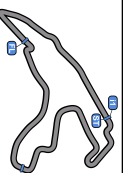
Spa Francorchamps  
 International GT Open  
 Race - 1  
 Provisional Results by Category



\* PENALTIES  
 CAR #32 - 5 SECONDS TIME PENALTY ADDED TO RACE TIME - LESS TIME HANDICAP

Published at:.....	Air Temp: 38.0 °C	Temp. Aire: 26.6 °C	Humidity: 61 %	Track Status: <b>DRY</b>
Stewards:	Race Director:	Timekeeper:	Luis Angel Garcia Nuñez JOB1-0020-ESP	





Spa Francorchamps  
International GT Open



Race - 1

Provisional Results by Class

Clas	Nº	Entrant/Team	Nat	Driver 1	Nat	Driver 2	Nat	Vehicle	Cat	Cl	Laps	Total Time	Gap	Interval	Km/h	Best	Time	Km/h
<b>International GT Open</b>																		
1	77	Lechner Racing	FR	Al Faisal Al Zubair	OMR	Andy Soucek	ESP	Porsche 911 GT3-R 11 2019	PRO	1	24	1:10:49.353			142.4	17	2:19.718	180.4
2	97	TF Sport	GB	Michael Dinan	USA	Robby Foley	USA	Aston Martin GT3 AMR M/2019	PRO	2	24	1:10:56.534	7.181	7.181	142.1	23	2:19.671	180.5
3	7	Inception Racing	GB	Brendan Irlibe	GBR	Ollie Millroy	GBR	McLaren 720 S GT3	PROAM	1	24	1:11:03.744	14.391	7.210	141.9	13	2:19.829	180.3
4	19	Vincenzo Sospiri Racing	FR	Baptiste Moulin	GBR	Yuki Nemoto	JPN	Lamborghini Huracan GT3 EVO	PRO	3	24	1:11:04.274	14.921	0.530	141.9	14	2:19.885	180.2
5	63	Vincenzo Sospiri Racing	FR	Michèle Beretta	ITA	Federik Schandorff	DNK	Lamborghini Huracan GT3 EVO	PRO	4	24	1:11:05.867	16.514	1.593	141.8	12	2:20.575	179.3
6	22	Balle Motorsport	GB	Shaun Balle	GBR	Adam Carroll	GBR	Audi R8 GT3 LMS 2019	PROAM	2	24	1:11:07.969	18.616	2.102	141.7	22	2:20.641	179.8
7	14	AKM Motorsport	GB	Florian Scholze	DEU	Jens Liebhauser	DEU	Mercedes AMG GT3 - 2020	AM	1	24	1:11:12.673	23.920	4.704	141.6	19	2:20.641	179.2
8	47	AKM Motorsport	GB	Alexander Moiseev	RUS	Loris Spinelli	ITA	Mercedes AMG GT3 - 2020	PROAM	3	24	1:11:16.302	26.949	3.629	141.5	13	2:21.169	178.6
9	11	Reno Racing	DNK	Jens Reno Moller	DNK	Marcus Pavrud	NOR	Honda NSX GT3 EVO	PROAM	4	24	1:11:23.263	33.910	6.961	141.2	23	2:21.169	178.6
10	88	JP Motorsport	POL	Patryk Krupinski	POL	Christian Kilian	AUT	McLaren 720 S GT3	PROAM	5	24	1:11:32.593	43.240	9.330	140.9	13	2:20.651	179.2
11	17	HP Racing International	DEU	Gerhard Twerasser	AUT	Jan Seyffert	DEU	Lamborghini Huracan GT3 EVO	PROAM	6	24	1:11:43.911	54.558	11.318	140.6	19	2:21.510	178.1
12	8	Barone Rampante	ITA	Giuseppe Cipriani	ITA			Lamborghini Huracan GT3 EVO	AM	2	24	1:11:48.111	58.758	4.200	140.4	23	2:22.305	177.1
<b>Not classified: (Requirements: 75% of number laps of leader = 18 Laps)</b>																		
72		Inception Racing	GB	Nick Moss	GBR	Joe Osborne	GBR	McLaren 720 S GT3	PROAM	7	4	15:07.500	20 Laps	20 Laps	111.1	1	2:34.115	163.6

<b>GT Open Cup Europe</b>																		
1	50	Q1 by EMG Motorsport	GB	Ellip Traunkens	BEL	Jaap Van Lagen	BEL	Porsche 992 GT3 Cup	CUPPA	1	23	1:11:38.988			134.8	14	2:26.450	172.1
2	54	Q1 by EMG Motorsport	GB	Jan Laurysen	BEL	Bas Schouten	NLD	Porsche 992 GT3 Cup	CUPPA	2	23	1:11:43.146	4.158	4.158	134.7	15	2:27.828	170.5
3	53	Q1 by EMG Motorsport	BEL	Nicolas Vandierendonck	BEL	Dik Schoulen	NLD	Porsche 992 GT3 Cup	CUPAM	1	23	1:11:45.846	6.858	2.700	134.6	23	2:27.599	170.8
4	44	Eugenio Pisani	ITA	Eugenio Pisani	ITA	Stelano Bozzoni	ITA	Porsche 911 GT3 Cup gen 1	CUPPA	3	23	1:12:35.012	56.024	49.166	133.1	17	2:29.719	168.4
5	32 *	Three Sixty Racing Team	AND	Fernando Fortes	BRA			Porsche 911 GT3 Cup gen 2	CUPAM	2	23	1:12:37.409	58.421	2.397	133.0	15	2:31.946	165.9
6	100	Aida Motorsport	POL	Jakub Dwertnicki	POL	Jan Antoszewski	POL	Porsche 911 GT3 Cup gen 2	CUPPA	4	23	1:12:36.218	59.230	0.809	133.0	17	2:31.252	166.7
7	24	A&P Racing Team PTT Tech Support	POL	Maciej Blazek	POL	Mateusz Lisowski	POL	Porsche 991 GT3 Cup gen 2	CUPPA	5	23	1:12:51.653	1:12.665	13.435	132.6	12	2:28.309	170.0
8	27	Three Sixty Racing Team	BR	Marcio Mauro	BRA			Porsche 911 GT3 Cup gen 2	CUPAM	3	23	1:13:17.853	1:38.865	26.200	131.8	11	2:35.150	162.5
<b>Not classified: (Requirements: 75% of number laps of leader = 18 Laps)</b>																		
26		Q1 by EMG Motorsport	DE	Maciej Darmeko	POL	Artur Janosz	POL	Porsche 911 GT3 Cup gen 2	CUPPA	6								

Fastest lap Moiseev - Spinelli in 2:19.479 at 180.7 Km/h in lap 13

\* PENALTIES

CAR #32 - 5 SECONDS TIME PENALTY ADDED TO RACE TIME - LESS TIME HANDICAP

Published at:.....

Air Temp: 38.0 °C Temp. Aire: 26.6 °C Humidity: 61 % Track Status: DRY

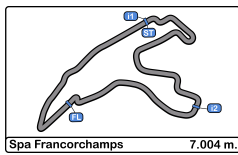
Stewards:

Race Director:

Timekeeper:

Luis Angel Garcia Nuñez  
JOB1/0020-ESP





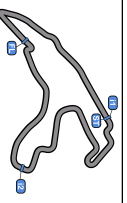
**Spa Francorchamps**  
International GT Open  
Race - 1



**Provisional Classification by Driver Fastest Lap**

Cl	N°	Entrant/Team	Nat	Vehicle	Driver	Nat	Cat	Cl	Laps	Best	Time	Gap	Interval	Km/h
1	47	AKM Motorsport	ITA	Mercedes AMG GT3 - 2020	Loris Spinelli	ITA	PROAM	1	13	2	2:19.479			180.7
2	97	TF Sport	GBR	Aston Martin GT3 AMR MY2019	Robby Foley	USA	PRO	1	13	12	2:19.671	0.192	0.192	180.5
3	77	Lechner Racing	AUT	Porsche 911 GT3-R II 2019	Al Faisal Al Zubair	CAN	PRO	2	10	3	2:19.718	0.239	0.047	180.4
4	7	Inception Racing	GBR	McLaren 720 S GT3	Ollie Millroy	GBR	PROAM	2	14	13	2:19.829	0.350	0.111	180.3
5	19	Vincenzo Sospiri Racing	ITA	Lamborghini Huracan GT3 EVO	Yuki Nemoto	JPN	PRO	3	13	3	2:19.885	0.406	0.056	180.2
6	22	Balfe Motorsport	GBR	Audi R8 GT3 LMS 2019	Adam Carroll	GBR	PROAM	3	13	11	2:20.169	0.690	0.284	179.8
7	77	Lechner Racing	AUT	Porsche 911 GT3-R II 2019	Andy Soucek	ESP	PRO	4	14	13	2:20.455	0.976	0.286	179.5
8	7	Inception Racing	GBR	McLaren 720 S GT3	Brendan Iribe	USA	PROAM	4	10	2	2:20.509	1.030	0.054	179.4
9	63	Vincenzo Sospiri Racing	ITA	Lamborghini Huracan GT3 EVO	Frederik Schandorff	DNK	PRO	5	13	12	2:20.575	1.096	0.066	179.3
10	63	Vincenzo Sospiri Racing	ITA	Lamborghini Huracan GT3 EVO	Michele Beretta	ITA	PRO	6	11	10	2:20.579	1.100	0.004	179.3
11	14	AKM Motorsport	POL	Mercedes AMG GT3 - 2020	Jens Liebhauser	DEU	AM	1	10	5	2:20.641	1.162	0.062	179.2
12	88	JP Motorsport	GBR	McLaren 720 S GT3	Christian Klien	AUT	PROAM	5	14	13	2:20.651	1.172	0.010	179.2
13	11	Reno Racing	DNK	Honda NSX GT3 Evo	Jens Reno Moller	DNK	PROAM	6	10	9	2:21.169	1.690	0.518	178.6
14	17	HP Racing International	DEU	Lamborghini Huracan GT3 EVO	Gerhard Tweraser	AUT	PROAM	7	13	8	2:21.510	2.031	0.341	178.1
15	88	JP Motorsport	POL	McLaren 720 S GT3	Patryk Krupinski	POL	PROAM	8	10	5	2:21.745	2.266	0.235	177.8
16	11	Reno Racing	DNK	Honda NSX GT3 Evo	Marcus Paverud	NOR	PROAM	9	14	12	2:21.917	2.438	0.172	177.6
17	8	Barone Rampante	ITA	Lamborghini Huracan GT3 EVO	Giuseppe Cipriani	ITA	AM	2	24	23	2:22.305	2.826	0.388	177.1
18	14	AKM Motorsport	SMR	Mercedes AMG GT3 - 2020	Florian Scholze	DEU	AM	3	14	13	2:22.408	2.929	0.103	177.0
19	19	Vincenzo Sospiri Racing	ITA	Lamborghini Huracan GT3 EVO	Baptiste Moulin	BEL	PRO	7	11	5	2:25.254	5.775	2.846	173.5
20	50	Q1 by EMG Motorsport	BEL	Porsche 992 GT3 Cup	Jaap Van Lagen	BEL	CUPPA	1	12	3	2:26.450	6.971	1.196	172.1
21	97	TF Sport	GBR	Aston Martin GT3 AMR MY2019	Michael Dinan	USA	PRO	8	11	5	2:27.034	7.555	0.584	171.4
22	53	Q1 by EMG Motorsport	BEL	Porsche 992 GT3 Cup	Dirk Schouten	NLD	CUPAM	1	12	12	2:27.599	8.120	0.565	170.8
23	54	Q1 by EMG Motorsport	BEL	Porsche 992 GT3 Cup	Bas Schouten	NLD	CUPPA	2	10	2	2:27.828	8.349	0.229	170.5
24	17	HP Racing International	DEU	Lamborghini Huracan GT3 EVO	Jan Seyffert	DEU	PROAM	10	11	5	2:28.001	8.522	0.173	170.3
25	24	A&P Racing Team PTT Tech Support	POL	Porsche 991 GT3 Cup gen 2	Mateusz Lisowski	POL	CUPPA	3	13	12	2:28.309	8.830	0.308	170.0
26	54	Q1 by EMG Motorsport	BEL	Porsche 992 GT3 Cup	Jan Lauryssen	BEL	CUPPA	4	13	12	2:28.612	9.133	0.303	169.6
27	22	Balfe Motorsport	GBR	Audi R8 GT3 LMS 2019	Shaun Balfe	GBR	PROAM	11	11	5	2:28.779	9.300	0.167	169.4
28	47	AKM Motorsport	SMR	Mercedes AMG GT3 - 2020	Alexander Moiseev	RUS	PROAM	12	11	5	2:29.639	10.160	0.860	168.5
29	44	Eugenio Pisani	ITA	Porsche 911 GT3 Cup gen 1	Eugenio Pisani	ITA	CUPPA	5	12	6	2:29.719	10.240	0.080	168.4
30	100	Alda Motorsport	POL	Porsche 911 GT3 Cup gen 2	Jan Antoszewski	POL	CUPPA	6	11	5	2:31.252	11.773	1.533	166.7
31	32	Three Sixty Racing Team	AND	Porsche 911 GT3 Cup gen 2	Fernando Fortes	BRA	CUPAM	2	23	15	2:31.946	12.467	0.694	165.9
32	24	A&P Racing Team PTT Tech Support	POL	Porsche 991 GT3 Cup gen 2	Maciej Blazek	POL	CUPPA	7	10	4	2:33.007	13.528	1.061	164.7
33	72	Inception Racing	GBR	McLaren 720 S GT3	Nick Moss	GBR	PROAM	13	4	1	2:34.115	14.636	1.108	163.6
34	100	Alda Motorsport	POL	Porsche 911 GT3 Cup gen 2	Jakub Dwernicki	POL	CUPPA	8	12	11	2:35.028	15.549	0.913	162.6
35	50	Q1 by EMG Motorsport	BEL	Porsche 992 GT3 Cup	Filip Teunkens	BEL	CUPPA	9	11	5	2:35.072	15.593	0.044	162.5
36	27	Three Sixty Racing Team	AND	Porsche 911 GT3 Cup gen 2	Marcio Mauro	BRA	CUPAM	3	23	11	2:35.150	15.671	0.078	162.5
37	53	Q1 by EMG Motorsport	BEL	Porsche 992 GT3 Cup	Nicolas Vandierendoo	BEL	CUPAM	4	11	5	2:35.480	16.001	0.330	162.1
38	44	Eugenio Pisani	ITA	Porsche 911 GT3 Cup gen 1	Stefano Bozzoni	ITA	CUPPA	10	11	5	2:42.061	22.582	6.581	155.5





# Spa Francorchamps International GT Open



Race - 1

Distance and Speed Average

Cls	No	Entrant/Team	Nat	Driver 1	Nat	Driver 2	Nat	Vehicle	Cat	Cls	Laps	Distance	Total Time	Km/h
1	77	Lechner Racing	AUT	Al Faisal Al Zubair	OMN	Andy Soucek	ESP	Porsche 911 GT3-R II 2019	PRO	1	24	168.09	1:10:49.353	142.4
2	97	TF Sport	GBR	Michael Dinan	USA	Robby Foley	USA	Aston Martin GT3 AMR MY2019	PRO	2	24	168.09	1:10:56.534	142.1
3	7	Inception Racing	GBR	Brendan Irlbe	USA	Ollie Millroy	GBR	McLaren 720 S GT3	PROAM	1	24	168.09	1:11:03.744	141.9
4	19	Vincenzo Sospiri Racing	ITA	Baptiste Moulin	BEL	Yuki Nemoto	JPN	Lamborghini Huracan GT3 EVO	PRO	3	24	168.09	1:11:04.274	141.9
5	63	Vincenzo Sospiri Racing	ITA	Michele Beretta	ITA	Frederik Schandorf	DNK	Lamborghini Huracan GT3 EVO	PRO	4	24	168.09	1:11:05.867	141.8
6	22	Balte Motorsport	GBR	Shawn Balte	GBR	Adam Carroll	GBR	Audi R8 GT3 LMS 2019	PROAM	2	24	168.09	1:11:07.969	141.7
7	14	AKM Motorsport	SMR	Florian Scholze	DEU	Jens Liebhauer	DEU	Mercedes AMG GT3 - 2020	AM	1	24	168.09	1:11:12.673	141.6
8	47	AKM Motorsport	SMR	Alexander Moiseev	RUS	Loris Spinelli	ITA	Mercedes AMG GT3 - 2020	PROAM	3	24	168.09	1:11:16.302	141.5
9	11	Reno Racing	DNK	Jens Reno Moller	DNK	Marcus Paverud	NOR	Honda NSX GT3 Evo	PROAM	4	24	168.09	1:11:23.263	141.2
10	88	JP Motorsport	POL	Patryk Krupinski	POL	Christian Kilien	AUT	McLaren 720 S GT3	PROAM	5	24	168.09	1:11:32.593	140.9
11	17	HP Racing International	DEU	Gerhard Tweraser	AUT	Jan Seyfert	DEU	Lamborghini Huracan GT3 EVO	PROAM	6	24	168.09	1:11:43.911	140.6
12	8	Barone Rampante	ITA	Giuseppe Cipriani	ITA	Jaap Van Lagen	BEL	Lamborghini Huracan GT3 EVO	AM	2	24	168.09	1:11:48.111	140.4
13	50	C1 by EMG Motorsport	BEL	Filip Teunkens	BEL	Bas Schouten	NLD	Porsche 992 GT3 Cup	CUPPA	1	23	161.09	1:11:38.988	134.8
14	54	C1 by EMG Motorsport	BEL	Jan Laurysse	BEL	Dirk Schouten	NLD	Porsche 992 GT3 Cup	CUPPA	2	23	161.09	1:11:43.146	134.7
15	53	C1 by EMG Motorsport	BEL	Nicolas Vandierendonck	BEL	Stefano Bozzoni	ITA	Porsche 911 GT3 Cup gen 1	CUPPA	1	23	161.09	1:11:45.846	134.6
16	44	Eugenio Pisani	ITA	Eugenio Pisani	ITA	Jan Antoszewski	POL	Porsche 911 GT3 Cup gen 2	CUPPA	2	23	161.09	1:12:35.012	133.1
17	32	Three Sixty Racing Team	AND	Fernando Fortes	BRA	Mateusz Lisowski	POL	Porsche 911 GT3 Cup gen 2	CUPPA	4	23	161.09	1:12:37.409	133.0
18	100	Alda Motorsport	POL	Jakub Dwernicki	POL			Porsche 991 GT3 Cup gen 2	CUPPA	5	23	161.09	1:12:38.218	133.0
19	24	A&P Racing Team PTT Tech Support	POL	Maciej Blazek	BRA			Porsche 911 GT3 Cup gen 2	CUPPA	5	23	161.09	1:12:51.653	132.6
20	27	Three Sixty Racing Team	AND	Marcelo Mauro	BRA			Porsche 911 GT3 Cup gen 2	CUPAM	3	23	161.09	1:13:17.853	131.8

Not classified: (Requirements: 75% of number laps of leader = 18 Laps)

72		Inception Racing	GBR	Nick Moss	GBR	Joe Osborne	GBR	McLaren 720 S GT3	PROAM	7	4	28.01	15:07.500	111.1
26		C1 by EMG Motorsport	BEL	Maciej Darmetko	POL	Artur Janosz	POL	Porsche 911 GT3 Cup gen 2	CUPPA	6				



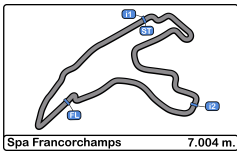












Spa Francorchamps  
International GT Open  
Race - 1  
**Lap Analysis**



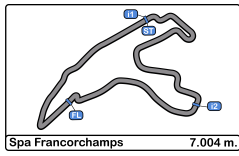
**72** Nick Moss McLaren 720 S GT3 **88** Patryk Krupinski McLaren 720 S GT3

PROAM Joe Osborne							Inception Racing		PROAM Christian Klien					JP Motorsport	
Lap	D	Time	Sector 1	Sector 2	Sector 3	T. Spd	Elapsed	Lap	D	Time	Sector 1	Sector 2	Sector 3	T. Spd	Elapsed
1	1	2:34.115	44.844	1:10.632	38.639	240.0	2:34.115	1	2	2:30.660	43.683	1:07.947	39.030	249.4	2:30.660
2	1	4:22.721	1:26.500	1:48.695	1:07.526	102.8	6:56.836	2	2	4:21.943	1:26.203	1:48.755	1:06.985	109.4	6:52.603
3	1	4:33.053	1:50.600	1:45.864	56.589	97.7	11:29.889	3	2	4:32.702	1:49.607	1:46.873	56.222	116.7	11:25.305
4	1	3:37.611	1:03.036	1:33.359	1:01.216	137.9	15:07.500	4	2	3:39.636	1:01.316	1:36.571	1:01.749	160.7	15:04.941
5	1	40.541				263.4		5	2	2:23.136	40.372	1:05.826	36.938	260.2	17:28.077

**77** Al Faisal Al Zubair Porsche 911 GT3-R II 2019 **97** Michael Dinan Aston Martin GT3 AMR MY2019

PRO Andy Soucek							Lechner Racing		PROAM Robby Foley					TF Sport	
Lap	D	Time	Sector 1	Sector 2	Sector 3	T. Spd	Elapsed	Lap	D	Time	Sector 1	Sector 2	Sector 3	T. Spd	Elapsed
1	2	2:29.848	42.965	1:07.321	39.562	252.9	2:29.848	1	1	2:32.709	44.597	1:10.107	38.005	251.7	2:32.709
2	2	4:21.509	1:26.058	1:49.053	1:06.398	91.8	6:51.357	2	1	4:22.084	1:25.732	1:48.580	1:07.772	109.0	6:54.793
3	2	4:32.763	1:49.644	1:47.147	55.972	108.0	11:24.120	3	1	4:32.071	1:49.954	1:46.648	55.469	98.9	11:26.864
4	2	3:40.334	1:01.540	1:36.527	1:02.267	176.1	15:04.454	4	1	3:39.708	1:02.353	1:35.431	1:01.924	171.7	15:06.572
5	2	2:23.210	40.210	1:05.953	37.047	255.3	17:27.664	5	1	2:27.034	40.378	1:08.145	38.511	258.3	17:33.606
6	2	3:59.618	59.367	1:52.253	1:07.998	99.1	21:27.282	6	1	3:57.315	57.362	1:51.899	1:08.054	130.2	21:30.921
7	2	4:09.876	1:19.518	1:50.082	1:00.276	87.0	25:37.158	7	1	4:10.764	1:19.493	1:49.767	1:01.504	120.2	25:41.685
8	2	4:02.228	1:03.997	1:55.992	1:02.239	134.8	29:39.386	8	1	4:01.219	1:03.537	1:55.114	1:02.568	131.5	29:42.904
9	2	3:44.812	1:05.245	1:46.250	53.317	84.4	33:24.198	9	1	3:44.933	1:05.768	1:46.110	53.055	105.7	33:27.837
10	2	3:23.822	56.198	1:32.284	55.340	181.2	36:48.020	10	1	3:22.814	57.809	1:29.558	55.447	129.0	36:50.651
11	2	2:21.787	40.000	1:05.421	36.366	258.9	39:09.807	11	1	2:29.687 P	40.181	1:06.031	43.475	262.7	39:20.338
12	2	2:21.315	39.989	1:05.049	36.277	258.3	41:31.122	12	2	3:27.616	1:45.857	1:05.406	36.353	251.7	42:47.954
13	2	2:20.455	39.640	1:04.754	36.061	260.2	43:51.577	13	2	2:20.800	40.115	1:04.556	36.129	257.1	45:08.754
14	2	2:26.390 P	39.632	1:04.570	42.188	259.6	46:17.967	14	2	2:20.083	39.682	1:04.332	36.069	258.3	47:28.837
15	1	3:27.393	1:45.324	1:05.812	36.257	257.1	49:45.360	15	2	2:21.991	39.634	1:04.938	37.419	261.5	49:50.828
16	1	2:20.763	39.950	1:04.586	36.227	258.9	52:06.123	16	2	2:21.633	40.182	1:05.220	36.231	260.8	52:12.461
17	1	2:19.718	39.723	1:04.037	35.958	258.9	54:25.841	17	2	2:21.047	39.568	1:05.367	36.112	260.2	54:33.508
18	1	2:20.141	39.833	1:04.239	36.069	258.9	56:45.982	18	2	2:21.008	39.518	1:05.245	36.245	262.1	56:54.516
19	1	2:20.024	39.657	1:04.201	36.166	257.7	59:06.006	19	2	2:21.574	39.583	1:05.321	36.670	262.1	59:16.090
20	1	2:20.342	39.749	1:04.322	36.271	257.7	1:01:26.348	20	2	2:20.613	39.756	1:04.733	36.124	261.5	1:01:36.703
21	1	2:20.392	39.812	1:04.290	36.290	258.3	1:03:46.740	21	2	2:20.254	39.540	1:04.612	36.102	258.3	1:03:56.957
22	1	2:20.660	39.694	1:04.704	36.262	257.1	1:06:07.400	22	2	2:19.996	39.532	1:04.593	35.871	258.3	1:06:16.953
23	1	2:20.897	39.841	1:04.827	36.229	257.7	1:08:28.297	23	2	2:19.671	39.319	1:04.461	35.891	262.1	1:08:36.624
24	1	2:21.056	40.036	1:04.599	36.421	257.7	1:10:49.353	24	2	2:19.910	39.526	1:04.507	35.877	260.8	1:10:56.534





**Spa Francorchamps**  
**International GT Open**  
**Race - 1**  
**Lap Analysis**



100

Jakub Dwernicki

Porsche 911 GT3 Cup gen 2

CUPPA

Jan Antoszewski

Alda Motorsport

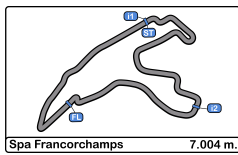
Lap	D	Time	Sector 1	Sector 2	Sector 3	T. Spd	Elapsed
1	1	2:56.305	56.839	1:17.437	42.029	216.4	2:56.305
2	1	4:11.792	1:16.805	1:45.346	1:09.641	91.2	7:08.097
3	1	4:32.453	1:50.707	1:44.644	57.102	113.5	11:40.550
4	1	3:37.487	1:03.170	1:30.763	1:03.554	124.8	15:18.037
5	1	2:39.332	43.484	1:12.138	43.710	247.1	17:57.369
6	1	3:45.521	46.454	1:48.777	1:10.290	129.8	21:42.890
7	1	4:09.915	1:21.620	1:46.205	1:02.090	92.1	25:52.805
8	1	4:02.292	1:10.643	1:49.576	1:02.073	130.2	29:55.097
9	1	3:41.620	1:11.571	1:38.168	51.881	123.4	33:36.717
10	1	3:23.754	1:02.280	1:25.937	55.537	192.5	37:00.471
11	1	2:35.028	43.564	1:11.687	39.777	246.0	39:35.499
12	1	2:44.474 P	44.021	1:12.086	48.367	244.8	42:19.973
13	2	4:58.379	3:09.313	1:10.301	38.765	241.0	47:18.352
14	2	2:31.982	42.473	1:10.071	39.438	246.5	49:50.334
15	2	2:34.067	43.334	1:10.811	39.922	240.5	52:24.401
16	2	2:32.028	42.369	1:10.967	38.692	249.4	54:56.429
17	2	2:31.252	42.210	1:10.087	38.955	249.4	57:27.681
18	2	2:31.859	42.366	1:10.465	39.028	249.4	59:59.540
19	2	2:31.817	42.827	1:10.090	38.900	247.7	1:02:31.357
20	2	2:31.535	42.499	1:10.250	38.786	248.2	1:05:02.892
21	2	2:31.603	42.381	1:10.431	38.791	248.2	1:07:34.495
22	2	2:31.779	42.564	1:10.053	39.162	248.8	1:10:06.274
23	2	2:31.944	42.330	1:10.579	39.035	248.8	1:12:38.218



CIRCUIT DE SPA  
FRANCORCHAMPS







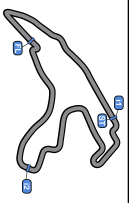
**Spa Francorchamps**  
International GT Open  
Race - 1



**Analysis by Lap**

Num	Lap Time	Gap	Num	Lap Time	Gap	Num	Lap Time	Gap	Num	Lap Time	Gap	Num	Lap Time	Gap
22	2:21.888	1:31.725	17	2:22.326	13.440	50	2:30.083	1 Lap	32	2:32.118	1 Lap	22	2:20.176	18.616
8	2:24.580	1:40.667	22	2:22.017	16.911	97	2:21.574	10.084	44	2:31.648	1 Lap	14	2:21.577	23.320
<b>Num</b>	<b>Lap Time</b>	<b>Gap</b>	11	2:24.468	17.578	7	2:21.765	10.729	100	2:31.535	1 Lap	47	2:32.860	26.949
<b>Lap 14</b>			100	2:34.067	1 Lap	19	2:22.005	11.611	24	2:33.775	1 Lap	11	2:22.020	33.910
7	2:25.899		44	2:32.328	1 Lap	63	2:22.452	11.715	27	2:36.705	1 Lap	88	2:21.990	43.240
77	2:26.390	04.302	88	2:23.922	18.571	47	2:21.409	11.852	<b>Num</b>	<b>Lap Time</b>	<b>Gap</b>	50	2:27.277	1 Lap
88	2:26.222	05.014	27	4:56.555	1 Lap	53	2:29.192	1 Lap	<b>Lap 22</b>			54	2:28.731	1 Lap
14	2:28.159	12.453	8	2:22.614	31.787	14	2:20.641	18.716	77	2:20.660		17	2:49.944	54.558
11	2:28.531	13.526	54	2:29.080	2:10.980	22	2:20.306	19.247	97	2:19.996	09.553	53	2:27.599	1 Lap
50	2:27.245	1 Lap	50	2:28.997	2:11.170	17	2:21.510	20.177	7	2:20.821	13.441	8	2:22.985	58.758
53	2:29.602	1 Lap	53	2:27.748	2:19.214	88	2:21.745	25.002	19	2:20.809	14.265	32	2:33.643	1 Lap
100	4:58.379	1 Lap	<b>Num</b>	<b>Lap Time</b>	<b>Gap</b>	11	2:22.461	26.701	47	2:20.596	14.410	44	2:32.815	1 Lap
44	2:31.543	1 Lap	<b>Lap 17</b>			32	2:31.988	1 Lap	63	2:20.618	14.968	100	2:31.944	1 Lap
97	2:20.083	1:15.172	77	2:19.718		8	2:25.713	46.812	22	2:20.169	20.153	24	2:35.313	1 Lap
63	3:34.340	1:16.032	7	2:21.649	06.929	44	2:30.799	1 Lap	14	2:20.955	22.888	27	2:36.054	1 Lap
19	2:19.885	1:17.604	97	2:21.047	07.667	24	2:35.422	1 Lap	17	2:21.601	24.982			
27	2:43.498	1:18.279	63	2:21.000	08.070	100	2:31.859	1 Lap	11	2:22.484	32.674			
47	2:19.560	1:19.119	19	2:20.871	08.967	27	2:37.565	1 Lap	50	2:29.137	1 Lap			
17	2:21.748	1:20.587	47	2:21.547	10.672	<b>Num</b>	<b>Lap Time</b>	<b>Gap</b>	54	2:30.005	1 Lap			
22	2:20.619	1:26.445	14	2:23.954	16.067	<b>Lap 20</b>			88	2:32.928	40.468			
8	2:23.713	1:38.481	32	2:34.337	1 Lap	77	2:20.342		53	2:28.561	1 Lap			
54	4:49.670	3:06.530	17	2:23.259	16.981	97	2:20.613	10.355	8	2:22.779	55.421			
50	2:26.450	3:07.516	22	2:21.026	18.219	7	2:21.992	12.379	32	2:32.383	1 Lap			
53	2:28.990	3:15.232	88	2:22.388	21.241	19	2:22.087	13.356	44	2:32.203	1 Lap			
32	4:51.807	3:22.858	11	2:23.673	21.533	47	2:22.490	14.000	100	2:31.603	1 Lap			
24	5:10.142	3:23.589	24	2:38.371	1 Lap	63	2:23.145	14.518	24	2:33.612	1 Lap			
<b>Num</b>	<b>Lap Time</b>	<b>Gap</b>	44	2:30.812	1 Lap	54	2:30.072	1 Lap	27	2:36.413	1 Lap			
<b>Lap 15</b>			100	2:32.028	1 Lap	22	2:21.169	20.074	<b>Num</b>	<b>Lap Time</b>	<b>Gap</b>			
77	3:27.393		8	2:23.365	35.434	50	2:30.851	1 Lap	<b>Lap 23</b>					
100	2:31.982	1 Lap	27	2:35.244	1 Lap	14	2:22.843	21.217	77	2:20.897				
7	3:36.947	05.252	50	2:28.657	2:20.109	17	2:21.948	21.783	97	2:19.671	08.327			
97	2:21.991	05.468	<b>Num</b>	<b>Lap Time</b>	<b>Gap</b>	88	2:21.852	26.512	7	2:21.147	13.691			
63	2:21.298	05.635	<b>Lap 18</b>			53	2:29.825	1 Lap	19	2:20.806	14.174			
19	2:20.098	06.007	77	2:20.141		11	2:22.297	28.656	63	2:20.579	14.650			
44	2:33.316	1 Lap	54	2:29.474	1 Lap	8	2:23.766	50.236	47	2:21.632	15.145			
47	2:20.644	08.068	53	2:29.049	1 Lap	32	2:33.026	1 Lap	22	2:20.240	19.496			
14	3:28.680	09.438	97	2:21.008	08.534	44	2:30.381	1 Lap	14	2:20.808	22.799			
17	2:22.985	11.877	7	2:22.200	08.988	100	2:31.817	1 Lap	17	2:21.585	25.670			
11	3:32.042	13.873	63	2:21.358	09.287	24	2:34.983	1 Lap	11	2:21.169	32.946			
88	3:42.093	15.412	19	2:20.804	09.630	27	2:36.221	1 Lap	88	2:22.735	42.306			
22	2:20.907	15.657	47	2:19.936	10.467	<b>Num</b>	<b>Lap Time</b>	<b>Gap</b>	50	2:26.782	1 Lap			
8	2:23.150	29.936	14	2:22.173	18.099	<b>Lap 21</b>			54	2:28.867	1 Lap			
54	2:27.828	2:02.663	17	2:21.851	18.691	77	2:20.392		53	2:28.322	1 Lap			
50	2:27.115	2:02.936	22	2:20.887	18.965	97	2:20.254	10.217	8	2:22.305	56.829			
53	2:28.692	2:12.229	88	2:22.181	23.281	7	2:21.293	13.280	32	2:32.342	1 Lap			
<b>Num</b>	<b>Lap Time</b>	<b>Gap</b>	11	2:22.872	24.264	19	2:21.152	14.116	44	2:32.133	1 Lap			
<b>Lap 16</b>			32	2:34.103	1 Lap	47	2:20.866	14.474	100	2:31.779	1 Lap			
77	2:20.763		24	2:33.007	1 Lap	63	2:20.884	15.010	24	2:34.642	1 Lap			
32	2:31.946	1 Lap	44	2:29.719	1 Lap	22	2:20.962	20.644	27	2:35.262	1 Lap			
7	2:20.509	04.998	8	2:25.830	41.123	14	2:21.768	22.593	<b>Num</b>	<b>Lap Time</b>	<b>Gap</b>			
97	2:21.633	06.338	100	2:31.252	1 Lap	17	2:22.650	24.041	<b>Lap 24</b>					
24	2:35.274	1 Lap	27	2:35.890	1 Lap	88	2:22.080	28.200	77	2:21.056				
63	2:21.916	06.788	<b>Num</b>	<b>Lap Time</b>	<b>Gap</b>	54	2:29.446	1 Lap	97	2:19.910	07.181			
19	2:22.570	07.814	<b>Lap 19</b>			50	2:28.908	1 Lap	7	2:21.756	14.391			
47	2:21.538	08.843	77	2:20.024		11	2:22.586	30.850	19	2:21.803	14.921			
14	2:23.156	11.831	54	2:29.448	1 Lap	53	2:27.961	1 Lap	63	2:22.920	16.514			
						8	2:23.458	53.302						





# Spa Francorchamps

## International GT Open

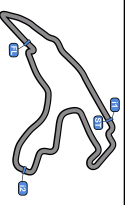
### Race - 1

#### Best Sectors Results



Sector - 1			Sector - 2			Sector - 3			Ideal Lap vs Best Lap						
Class	No	Driver	Time	No	Driver	Time	No	Driver	Time	Class	No	Driver	Ideal Lap	Best Lap	Class
1	7	Irbe - Millroy	39.227	19	Moulin - Nemoto	1:03.947	47	Moiseev - Spinelli	35.674	1	47	Moiseev - Spinelli	2:19.269	2:19.479	1
2	14	Scholze - Liebhauser	39.242	77	Al Zubair - Soucek	1:04.037	7	Irbe - Millroy	35.859	2	19	Moulin - Nemoto	2:19.435	2:19.885	5
3	88	Krupinski - Klien	39.298	47	Moiseev - Spinelli	1:04.183	63	Beretta - Schandorff	35.860	3	97	Dinan - Foley	2:19.522	2:19.671	2
4	97	Dinan - Foley	39.319	97	Dinan - Foley	1:04.332	22	Balle - Carroll	35.866	4	7	Irbe - Millroy	2:19.571	2:19.829	4
5	63	Beretta - Schandorff	39.319	63	Beretta - Schandorff	1:04.403	97	Dinan - Foley	35.871	5	63	Beretta - Schandorff	2:19.582	2:20.575	7
6	22	Balle - Carroll	39.379	7	Irbe - Millroy	1:04.485	88	Krupinski - Klien	35.956	6	77	Al Zubair - Soucek	2:19.627	2:19.718	3
7	47	Moiseev - Spinelli	39.412	22	Balle - Carroll	1:04.680	77	Al Zubair - Soucek	35.958	7	22	Balle - Carroll	2:19.925	2:20.169	6
8	19	Moulin - Nemoto	39.494	14	Scholze - Liebhauser	1:04.896	19	Moulin - Nemoto	35.994	8	88	Krupinski - Klien	2:20.338	2:20.651	9
9	11	Reno Moller - Paverud	39.583	88	Krupinski - Klien	1:05.084	17	Mckansy - Seyffert	36.182	9	14	Scholze - Liebhauser	2:20.340	2:20.641	8
10	77	Al Zubair - Soucek	39.632	17	Mckansy - Seyffert	1:05.203	14	Scholze - Liebhauser	36.202	10	11	Reno Moller - Paverud	2:21.109	2:21.169	10
11	17	Mckansy - Seyffert	39.785	11	Reno Moller - Paverud	1:05.321	11	Reno Moller - Paverud	36.205	11	17	Mckansy - Seyffert	2:21.170	2:21.510	11
12	8	Giuseppe Cipriani	40.268	8	Giuseppe Cipriani	1:05.572	8	Giuseppe Cipriani	36.450	12	8	Giuseppe Cipriani	2:22.290	2:22.305	12
13	72	Moss - Osborne	40.541	50	Teunkens - Van Lagen	1:07.379	50	Teunkens - Van Lagen	37.563	13	50	Teunkens - Van Lagen	2:26.225	2:26.450	13
14	50	Teunkens - Van Lagen	41.283	53	Vandierendonck - Schouten	1:07.850	53	Vandierendonck - Schouten	37.968	14	53	Vandierendonck - Schouten	2:27.378	2:27.599	14
15	53	Vandierendonck - Schouten	41.560	54	Laurysen - Schouten	1:07.872	54	Laurysen - Schouten	37.977	15	54	Laurysen - Schouten	2:27.450	2:27.828	15
16	54	Laurysen - Schouten	41.601	24	Blazek - Lisowski	1:08.377	24	Blazek - Lisowski	38.048	16	24	Blazek - Lisowski	2:28.186	2:28.309	16
17	24	Blazek - Lisowski	41.761	44	Pisani - Bozzoni	1:09.383	44	Pisani - Bozzoni	38.391	17	44	Pisani - Bozzoni	2:29.719	2:29.719	17
18	44	Pisani - Bozzoni	41.945	32	Fernando Fortes	1:09.941	72	Moss - Osborne	38.639	18	72	Moss - Osborne	2:29.812	2:34.115	20
19	100	Dwernicki - Antoszewski	42.210	100	Dwernicki - Antoszewski	1:10.053	100	Dwernicki - Antoszewski	38.692	19	100	Dwernicki - Antoszewski	2:30.955	2:31.252	18
20	32	Fernando Fortes	42.542	72	Moss - Osborne	1:10.682	32	Fernando Fortes	39.089	20	32	Fernando Fortes	2:31.572	2:31.946	19
21	27	Marcio Mauro	43.386	27	Marcio Mauro	1:10.999	27	Marcio Mauro	39.444	21	27	Marcio Mauro	2:33.829	2:35.150	21





Spa Francorchamps 7.004 m

## Spa Francorchamps

### International GT Open

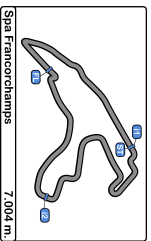
#### Race - 1

#### Leader Sequence

No	Entrant/Team	Nat	Driver 1	Nat	Driver 2	Nat	Vehicle	Cat	Start Lap	End Lap	Laps	Total Laps
7	Inception Racing		Brendan Irbie		Ollie Millroy		McLaren 720 S GT3	PROAM	1	14	14	14
77	Lechner Racing		Al Faisal Al Zubair		Andy Soucek		Porsche 911 GT3-R II 2019	PRO	15	24	10	10





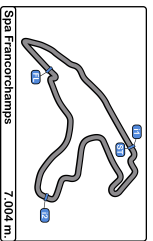


**Spa Francorchamps**  
**International GT Open**  
**Race - 1**  
**Best 5 Lap Times**



Cl	Nº	Entrant/Team	Nat	Driver 1	Nat	Driver 2	Nat	Vehicle	Cat	Cl	Time	Lap	Time	Lap	Time	Lap	Time	Lap	Time	Lap
											Best 1	Best 2	Best 3	Best 4	Best 5					
1	47	AKM Motorsport		<b>Alexander Moiseev</b>		Loris Spinelli		Mercedes AMG GT3 - 2020	PROAM	1	2:19.479	13	2:19.560	14	2:19.936	18	2:20.596	22	2:20.644	15
2	97	TF Sport		<b>Michaël Dhan</b>		Robby Foley		Aston Martin GT3 AMR - M2019	PRO	1	2:19.671	23	2:19.910	24	2:19.996	22	2:20.083	14	2:20.264	21
3	77	Lechner Racing		Al Faisal Al Zubair		<b>Andy Soucek</b>		Porsche 911 GT3-R II 2019	PRO	2	2:19.718	17	2:20.024	19	2:20.141	18	2:20.342	20	2:20.392	21
4	7	Inception Racing		Brendan Irbe		<b>Ollie Millroy</b>		McLaren 720 S GT3	PROAM	2	2:19.829	13	2:20.271	12	2:20.509	16	2:20.725	11	2:20.821	22
5	19	Vincenzo Sospiri Racing		<b>Baptiste Moulin</b>		Yuki Nemoto		Lamborghini Huracan GT3 EVO	PRO	3	2:19.885	14	2:20.098	15	2:20.505	13	2:20.804	18	2:20.806	23
6	22	Balte Motorsport		<b>Shaun Balte</b>		Adam Carroll		Audi R8 GT3 LMS 2019	PROAM	3	2:20.169	22	2:20.176	24	2:20.240	23	2:20.306	19	2:20.619	14
7	63	Vincenzo Sospiri Racing		Michele Beretta		<b>Federik Schandorff</b>		Lamborghini Huracan GT3 EVO	PRO	4	2:20.575	12	2:20.579	23	2:20.618	22	2:20.884	21	2:21.000	17
8	14	AKM Motorsport		<b>Florian Scholze</b>		Jens Liebhauser		Mercedes AMG GT3 - 2020	AM	1	2:20.641	19	2:20.808	23	2:20.955	22	2:21.577	24	2:21.768	21
9	88	JP Motorsport		Patryk Krupinski		<b>Christian Kilian</b>		McLaren 720 S GT3	PROAM	4	2:20.651	13	2:21.356	12	2:21.745	19	2:21.852	20	2:21.980	24
10	11	Reno Racing		Jens Reno Moiler		<b>Marcus Pavenu</b>		Honda NSX GT3 Evo	PROAM	5	2:21.169	23	2:21.917	12	2:21.922	13	2:22.020	24	2:22.297	20
11	17	HP Racing International		Gerhard Tweraser		<b>Jan Seyffert</b>		Lamborghini Huracan GT3 EVO	PROAM	6	2:21.510	19	2:21.585	23	2:21.601	22	2:21.748	14	2:21.851	18
12	8	Barone Rampante		Giuseppe Cipriani		Jaap Van Lagen		Lamborghini Huracan GT3 EVO	AM	2	2:22.305	23	2:22.614	16	2:22.779	22	2:22.985	24	2:23.150	15
13	50	Q1 by EMG Motorsport		<b>Filip Teunkens</b>		Dirk Schouten		Porsche 992 GT3 Cup	CUPPA	1	2:26.450	14	2:26.782	22	2:27.115	15	2:27.245	13	2:27.277	23
14	53	Q1 by EMG Motorsport		<b>Nicolas Vandierendonck</b>		Bas Schouten		Porsche 992 GT3 Cup	CUPAM	1	2:27.599	23	2:27.748	16	2:27.961	20	2:28.322	22	2:28.561	21
15	54	Q1 by EMG Motorsport		<b>Jan Laurysen</b>		Mateusz Lisowski		Porsche 992 GT3 Cup	CUPPA	2	2:27.828	15	2:28.612	12	2:28.731	23	2:28.867	22	2:29.080	16
16	24	A&P Racing Team PTT Tech Support		Maciej Blazek		<b>Stefano Bozzoni</b>		Porsche 911 GT3 Cup gen 2	CUPPA	3	2:28.309	12	2:28.398	11	2:30.170	5	2:33.007	17	2:33.612	21
17	44	Eugenio Pisani		Eugenio Pisani		Jan Antoszewski		Porsche 911 GT3 Cup gen 1	CUPPA	4	2:29.719	17	2:30.381	19	2:30.799	18	2:30.812	16	2:31.543	13
18	100	Aida Motorsport		<b>Jakub Dwernicki</b>		Joe Osborne		Porsche 911 GT3 Cup gen 2	CUPPA	5	2:31.252	17	2:31.535	20	2:31.603	21	2:31.779	22	2:31.817	19
19	32	Three Sixty Racing Team		Fernando Fortes				Porsche 911 GT3 Cup gen 2	CUPAM	2	2:31.946	15	2:31.988	18	2:32.118	20	2:32.178	12	2:32.342	22
20	72	Inception Racing		<b>Nick Moss</b>				McLaren 720 S GT3	PROAM	7	2:34.115	1	3:37.611	4	4:22.721	2	4:33.053	3		
21	27	Three Sixty Racing Team		Marcio Mauro				Porsche 911 GT3 Cup gen 2	CUPAM	3	2:35.150	11	2:35.244	16	2:35.262	22	2:35.890	17	2:36.054	23





**Spa Francorchamps**  
**International GT Open**  
**Race - 1**  
**Best 5 Top Speeds**



Cl	N°	Entrant/Team	Nat	Driver 1	Nat	Driver 2	Nat	Vehicle	Cat	Cl	Top 1					Top 2					Top 3					Top 4					Top 5				
											Km/h	Lap	Km/h	Lap	Km/h	Lap	Km/h	Lap	Km/h	Lap	Km/h	Lap	Km/h	Lap	Km/h	Lap	Km/h	Lap	Km/h	Lap	Km/h	Lap	Km/h	Lap	Km/h
1	7	Inception Racing		Brendan Irbe		Oliver Millroy		McLaren 720 S GT3	PROAM	1	267.9	21	267.9	24	266.6	16	266.6	23	266.0	17	267.0														
2	88	JP Motorsport		Patryk Krupinski		Christian Kilian		McLaren 720 S GT3	PROAM	2	267.3	13	267.3	14	266.6	17	266.6	19	266.6	20	266.9														
3	22	Balle Motorsport		Shaun Balle		Adam Carroll		Audi R8 GT3 LMS 2019	PROAM	3	266.6	19	265.3	24	264.0	23	263.4	18	262.7	16	264.4														
4	63	Vincenzo Sospiri Racing		Michele Beretta		Frederik Schandorff		Lamborghini Huracan GT3 EVO	PRO	1	266.0	17	266.0	23	264.7	21	264.7	24	264.0	18	265.0														
5	11	Reno Racing		Jens Reno Moller		Marcus Paverud		Honda NSX GT3 Evo	PROAM	4	265.3	18	265.3	21	264.7	17	264.7	19	264.0	13	264.8														
6	14	AKM Motorsport		Florian Scholze		Jens Liebhauser		Mercedes AMG GT3 - 2020	AM	1	265.3	23	264.0	24	262.7	17	262.7	22	262.1	21	263.4														
7	47	AKM Motorsport		Alexander Moiseev		Loris Spinelli		Mercedes AMG GT3 - 2020	PROAM	5	265.3	14	264.7	22	264.7	23	264.0	21	264.0	24	264.5														
8	19	Vincenzo Sospiri Racing		Baptiste Moulin		Yuki Nemoto		Lamborghini Huracan GT3 EVO	PRO	2	264.0	19	262.7	24	260.8	18	260.8	22	260.2	17	261.7														
9	72	Inception Racing		Nick Moss		Joe Osborne		McLaren 720 S GT3	PROAM	6	263.4	5	240.0	1	137.9	4	102.8	2	97.7	3	168.3														
10	97	TF Sport		Michael Dihan		Robby Foley		Aston Martin GT3 AMR - MV2019	PRO	3	262.7	11	262.1	18	262.1	19	262.1	23	261.5	15	262.1														
11	8	Barone Rampante		Giuseppe Cipriani				Lamborghini Huracan GT3 EVO	AM	2	260.2	18	260.2	20	260.2	23	258.9	22	258.9	24	259.7														
12	17	HP Racing International		Gerhard Tweraser		Jan Seyffert		Lamborghini Huracan GT3 EVO	PROAM	7	260.2	20	259.6	21	258.9	19	258.3	14	258.3	16	259.1														
13	77	Lechner Racing		Al Faisal Al Zubair		Andy Soucek		Porsche 911 GT3-R II 2019	PRO	4	260.2	13	259.6	14	258.9	11	258.9	16	258.9	17	259.3														
14	50	Q1 by EMG Motorsport		Filip Teunkens		Jaap Van Lagen		Porsche 992 GT3 Cup	CUPPA	1	252.9	20	251.7	16	251.7	22	251.7	23	250.5	14	251.7														
15	53	Q1 by EMG Motorsport		Nicolas Vandierendonck		Dirk Schouten		Porsche 992 GT3 Cup	CUPPA	1	251.7	20	250.5	18	250.5	22	250.0	23	249.4	17	250.4														
16	44	Eugenio Pisani		Eugenio Pisani		Stefano Bozzoni		Porsche 911 GT3 Cup gen 1	CUPPA	2	251.1	16	250.0	19	249.4	13	249.4	17	248.2	18	249.6														
17	54	Q1 by EMG Motorsport		Jan Laurysse		Bas Schouten		Porsche 992 GT3 Cup	CUPPA	3	251.1	20	250.0	22	250.0	23	248.8	12	248.8	17	249.7														
18	24	A&P Racing Team PTT Tech Support		Maciej Blazek		Mateusz Lisowski		Porsche 991 GT3 Cup gen 2	CUPPA	4	250.5	5	250.5	11	250.0	12	250.0	13	247.1	21	249.6														
19	100	Alda Motorsport		Jakub Dwernicki		Jan Antoszewski		Porsche 911 GT3 Cup gen 2	CUPPA	5	249.4	16	249.4	17	249.4	18	248.8	22	248.8	23	249.1														
20	32	Three Sixty Racing Team		Fernando Fortes				Porsche 911 GT3 Cup gen 2	CUPAM	2	247.1	22	246.0	19	246.0	20	246.0	21	246.0	23	246.2														
21	27	Three Sixty Racing Team		Marcio Mauro				Porsche 911 GT3 Cup gen 2	CUPAM	3	243.7	5	243.2	14	242.6	23	242.1	22	241.0	20	242.5														

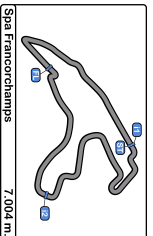


# Spa Francorchamps

## International GT Open

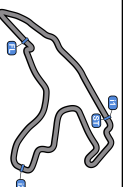
### Race - 1

#### Fastest Laps Sequence



Lap	Time of Day	Session Time	Nº	Entrant/Team	Nat	Driver 1	Nat	Driver 2	Nat	Vehicle	Cat	Time	Km/h
5	16:58:53.853	17:25.853	7	Inception Racing	GBR	Brendan Irbe	USA	Ollie Millroy	GBR	McLaren 720 S GT3	PROAM	2:21.767	177.8
11	17:20:35.944	39:07.944	7	Inception Racing	GBR	Brendan Irbe	USA	Ollie Millroy	GBR	McLaren 720 S GT3	PROAM	2:20.725	179.1
12	17:22:56.216	41:28.216	7	Inception Racing	GBR	Brendan Irbe	USA	Ollie Millroy	GBR	McLaren 720 S GT3	PROAM	2:20.271	179.7
13	17:25:16.044	43:48.044	7	Inception Racing	GBR	Brendan Irbe	USA	Ollie Millroy	GBR	McLaren 720 S GT3	PROAM	2:19.829	180.3
13	17:26:41.502	45:13.502	47	AKM Motorsport	SMR	Alexander Moiseev	RUS	Loris Spinelli	ITA	Mercedes AMG GT3 - 2020	PROAM	2:19.479	180.7





Spa Francorchamps  
International GT Open

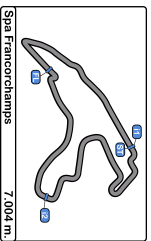


Race - 1

Event Best Maximum Speed

N°	Entrant/Team	Nat	Driver 1	Nat	Driver 2	Nat	Vehicle	Cat	Km/h	Session
7	Inception Racing	GBR	Brendan Irlbe	USA	Ollie Millroy	GBR	McLaren 720 S GT3	PROAM	267.9	Race - 1
88	JP Motorsport	POL	Patryk Krupinski	POL	Christian Klien	AUT	McLaren 720 S GT3	PROAM	267.3	Free Practice - 1
22	Balle Motorsport	GBR	Shaun Balle	GBR	Adam Carroll	GBR	Audi R8 GT3 LMS 2019	PROAM	266.6	Race - 1
63	Vincenzo Sospiri Racing	ITA	Michele Beretta	ITA	Frederik Schandorff	DNK	Lamborghini Huracan GT3 EVO	PRO	266.0	Race - 1
72	Inception Racing	GBR	Nick Moss	GBR	Joe Osborne	GBR	McLaren 720 S GT3	PROAM	265.3	Free Practice - 1
47	AKM Motorsport	SMR	Alexander Moiseev	RUS	Loris Spinelli	ITA	Mercedes AMG GT3 - 2020	PROAM	265.3	Race - 1
11	Reno Racing	DNK	Jens Reno Moller	DNK	Marcus Paverud	ITA	Honda NSX GT3 Evo	PROAM	265.3	Race - 1
14	AKM Motorsport	SMR	Florian Scholze	DEU	Jens Liebhauser	DEU	Mercedes AMG GT3 - 2020	AM	266.3	Race - 1
19	Vincenzo Sospiri Racing	ITA	Baptiste Moulin	BEL	Yuki Nemoto	JPN	Lamborghini Huracan GT3 EVO	PRO	264.0	Race - 1
97	TF Sport	GBR	Michael Dinan	USA	Robby Foley	USA	Aston Martin GT3 AMR MV2019	PRO	262.7	Race - 1
77	Lechner Racing	AUT	Al Faisal Al Zubair	OMN	Andy Soucek	ESP	Porsche 911 GT3-R II 2019	PRO	260.2	Race - 1
8	Barone Rampante	ITA	Giuseppe Cipriani	ITA	Jan Seyffert	DEU	Lamborghini Huracan GT3 EVO	AM	260.2	Race - 1
17	HP Racing International	DEU	Gerhard Tweraser	AUT	Jaime Stanley	GBR	Ferrari 488 GT3	PROAM	259.6	Free Practice - 1
55	FF Corse	GBR	Laurent de Meeus	BEL	Stefano Bozzoni	ITA	Porsche 911 GT3 Cup gen 2	CUPAM	258.3	Free Practice - 1
32	Three Sixty Racing Team	AND	Fernando Fortes	BRA	Artur Janosz	ITA	Porsche 911 GT3 Cup gen 1	CUPPA	257.1	Free Practice - 1
44	Eugenio Pisani	ITA	Maciej Darmeko	POL	Mateusz Lisowski	POL	Porsche 991 GT3 Cup gen 2	CUPPA	254.7	Qualifying - 1 Driver - 1
26	Q1 by EMG Motorsport	BEL	Maciej Blazek	POL	Jaap Van Lagen	BEL	Porsche 992 GT3 Cup	CUPPA	252.9	Qualifying - 1 Driver - 1
24	A&P Racing Team PTT Tech Support	POL	Filip Teunkens	BEL	Dirk Schouten	NLD	Porsche 992 GT3 Cup	CUPPA	251.7	Race - 1
50	Q1 by EMG Motorsport	BEL	Nicolas Vandierendonck	BEL	Bas Schouten	NLD	Porsche 911 GT3 Cup gen 2	CUPPA	249.4	Free Practice - 1
53	Q1 by EMG Motorsport	BEL	Jan Laurysen	POL	Jakub Dwernicki	POL	Porsche 911 GT3 Cup gen 2	CUPAM	249.4	Qualifying - 1 Driver - 1
54	Q1 by EMG Motorsport	BEL	Jan Laurysen	BRA	Marcio Mauro	BRA	Transam Euro Ford Mustang 2018	CUPAM	243.2	Free Practice - 2
100	Alda Motorsport	POL	Jakub Dwernicki	ESP	Albert Estragués	ESP				
27	Three Sixty Racing Team	AND	Marcio Mauro							
126	Three Sixty Racing Team	AND	Albert Estragués							





**Spa Francorchamps**  
**International GT Open**

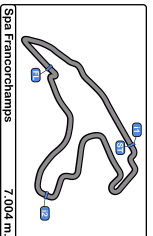
**Race - 1**

**Lap Chart**



Nr	Po	Grid	1	2	3	4	5	6	7	8	9	10	11	12	13	14	15	16	17	18	19	20	21	22	23	24				
7	1	7	7	7	7	7	7	7	7	7	7	7	7	7	7	7	7	7	7	7	7	7	7	7	7	7	7			
77	2	77	63	63	63	63	63	63	63	63	63	63	63	63	63	63	63	63	63	63	63	63	63	63	63	63	63	63		
63	3	63	77	77	77	77	77	77	77	77	77	77	77	77	77	77	77	77	77	77	77	77	77	77	77	77	77	77		
97	4	97	88	88	88	88	88	88	88	88	88	88	88	88	88	88	88	88	88	88	88	88	88	88	88	88	88	88		
88	5	88	14	14	14	14	14	14	14	14	14	14	14	14	14	14	14	14	14	14	14	14	14	14	14	14	14	14		
11	6	11	97	97	97	97	97	97	97	97	97	97	97	97	97	97	97	97	97	97	97	97	97	97	97	97	97	97		
14	7	14	19	19	19	19	19	19	19	19	19	19	19	19	19	19	19	19	19	19	19	19	19	19	19	19	19	19		
22	8	22	72	72	72	72	72	72	72	72	72	72	72	72	72	72	72	72	72	72	72	72	72	72	72	72	72	72		
72	9	72	11	11	11	11	11	11	11	11	11	11	11	11	11	11	11	11	11	11	11	11	11	11	11	11	11	11		
19	10	19	17	17	17	17	17	17	17	17	17	17	17	17	17	17	17	17	17	17	17	17	17	17	17	17	17	17	17	
17	11	17	22	22	22	22	22	22	22	22	22	22	22	22	22	22	22	22	22	22	22	22	22	22	22	22	22	22	22	
8	12	8	47	47	47	47	47	47	47	47	47	47	47	47	47	47	47	47	47	47	47	47	47	47	47	47	47	47	47	47
47	13	47	8	8	8	8	8	8	8	8	8	8	8	8	8	8	8	8	8	8	8	8	8	8	8	8	8	8	8	8
24	14	24	24	24	24	24	24	24	24	24	24	24	24	24	24	24	24	24	24	24	24	24	24	24	24	24	24	24	24	
26	15	26	54	54	54	54	54	54	54	54	54	54	54	54	54	54	54	54	54	54	54	54	54	54	54	54	54	54	54	
54	16	54	50	50	50	50	50	50	50	50	50	50	50	50	50	50	50	50	50	50	50	50	50	50	50	50	50	50	50	
32	17	32	53	53	53	53	53	53	53	53	53	53	53	53	53	53	53	53	53	53	53	53	53	53	53	53	53	53	53	
50	18	50	27	27	27	27	27	27	27	27	27	27	27	27	27	27	27	27	27	27	27	27	27	27	27	27	27	27	27	
53	19	53	100	100	100	100	100	100	100	100	100	100	100	100	100	100	100	100	100	100	100	100	100	100	100	100	100	100	100	
100	20	100	32	32	32	32	32	32	32	32	32	32	32	32	32	32	32	32	32	32	32	32	32	32	32	32	32	32	32	
27	21	27	44	44	44	44	44	44	44	44	44	44	44	44	44	44	44	44	44	44	44	44	44	44	44	44	44	44	44	
44	22	44	44	44	44	44	44	44	44	44	44	44	44	44	44	44	44	44	44	44	44	44	44	44	44	44	44	44	44	




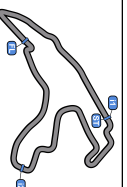


Spa Francorchamps  
International GT Open  
Race - 1  
Graphic Lap Chart



- 7
- 77
- 63
- 97
- 88
- 11
- 14
- 22
- 72
- 19
- 17
- 8
- 47
- 24
- 26
- 54
- 32
- 50
- 53
- 100
- 27
- 44





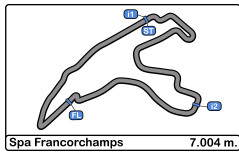
# Spa Francorchamps International GT Open

## Race - 1

### Pit Stop Analysis

Nr.	In Day Time	Entrant/Team	Nat	Driver 1	Nat	Driver 2	Nat	Vehicle	Cat	In Time	Stop Nr	Pit Time	Handicap	Penalty
97	17:20:43.451	TF Sport		<b>Michael Dinan</b>		Robby Foley		Aston Martin GT3 AMR MW2019	PRO	39:15.173	1	1:16.072	1:15	
19	17:20:43.944	Vincenzo Sospiri Racing		<b>Baptiste Moulin</b>		Yuki Nemoto		Lamborghini Huracan GT3 EVO	PRO	39:15.666	1	1:20.156	1:20	
17	17:20:45.309	HP Racing International		Gerhard Tweraser		<b>Jan Seyffert</b>		Lamborghini Huracan GT3 EVO	PROAM	39:17.030	1	1:16.679	1:15	
22	17:20:48.335	Baile Motorsport		<b>Shaun Baile</b>		Adam Carroll		Audi R8 GT3 LMS 2019	PROAM	39:20.057	1	1:21.558	1:15	
47	17:20:52.039	AKM Motorsport		<b>Alexander Moliseev</b>		Loris Spinelli		Mercedes AMG GT3 - 2020	PROAM	39:23.760	1	1:15.560	1:15	
8	17:20:53.732	Barone Rampante		Giuseppe Cipriani				Lamborghini Huracan GT3 EVO	AM	39:25.453	1	1:19.269	1:15	
50	17:21:01.509	Q1 by EMG Motorsport		<b>Filip Teunkens</b>		Jaap Van Lagen		Porsche 992 GT3 Cup	CUPPA	39:33.231	1	2:31.437	2:30	
53	17:21:03.350	Q1 by EMG Motorsport		<b>Nicolas Vandierendonck</b>		Dik Schouten		Porsche 992 GT3 Cup	CUPAM	39:35.072	1	2:30.511	2:30	
44	17:21:14.319	Eugenio Pisani		Eugenio Pisani		<b>Stefano Bozzoni</b>		Porsche 911 GT3 Cup gen 1	CUPPA	39:46.040	1	2:32.659	2:30	
100	17:23:42.375	Aida Motorsport		<b>Jakub Dwernecki</b>		Jan Antoszewski		Porsche 911 GT3 Cup gen 2	CUPPA	42:14.096	1	2:37.713	2:30	
63	17:25:18.363	Vincenzo Sospiri Racing		Michele Beretta		<b>Frederik Schandorf</b>		Lamborghini Huracan GT3 EVO	PRO	43:50.104	1	1:25.343	1:25	
24	17:25:49.836	A&P Racing Team PTT Tech Su		Maciej Blazek		<b>Mateusz Lisowski</b>		Porsche 991 GT3 Cup gen 2	CUPPA	44:21.557	1	2:43.103	2:40	
54	17:25:53.400	Q1 by EMG Motorsport		<b>Jan Laurysse</b>		Bas Schouten		Porsche 992 GT3 Cup	CUPPA	44:25.121	1	2:31.466	2:30	
32	17:26:07.755	Three Sixty Racing Team		Brandan Irlbe				Porsche 911 GT3 Cup gen 2	CUPAM	44:39.476	1	2:28.818	2:30	-1.182
7	17:27:36.697	Inception Racing		Fernando Fortes		<b>Ollie Millroy</b>		Porsche 720 S GT3	PROAM	46:08.418	1	1:25.746	1:25	
77	17:27:41.083	Lechner Racing		Al Faisal Al Zubair		<b>Andy Soucek</b>		Porsche 911 GT3-R II 2019	PRO	46:12.804	1	1:16.696	1:15	
88	17:27:41.842	JP Motorsport		Patryk Krupinski		<b>Christian Kilian</b>		McLaren 720 S GT3	PROAM	46:13.563	1	1:29.952	1:25	
14	17:27:48.723	AKM Motorsport		<b>Florian Scholze</b>		Jens Liebhauser		Mercedes AMG GT3 - 2020	AM	46:20.444	1	1:16.143	1:15	
11	17:27:50.169	Reno Racing		Jens Reno Moller		<b>Marcus Paverud</b>		Honda NSX GT3 Evo	PROAM	46:21.890	1	1:15.569	1:15	
27	17:28:55.175	Three Sixty Racing Team		Marcio Mauro				Porsche 911 GT3 Cup gen 2	CUPAM	47:26.896	1	2:30.241	2:30	

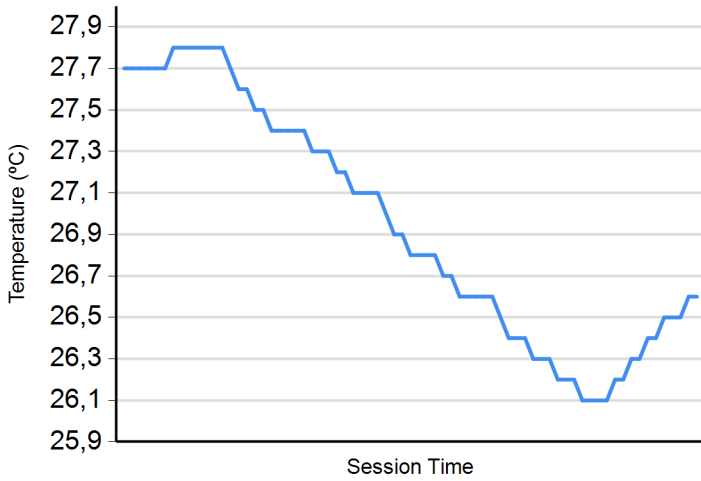




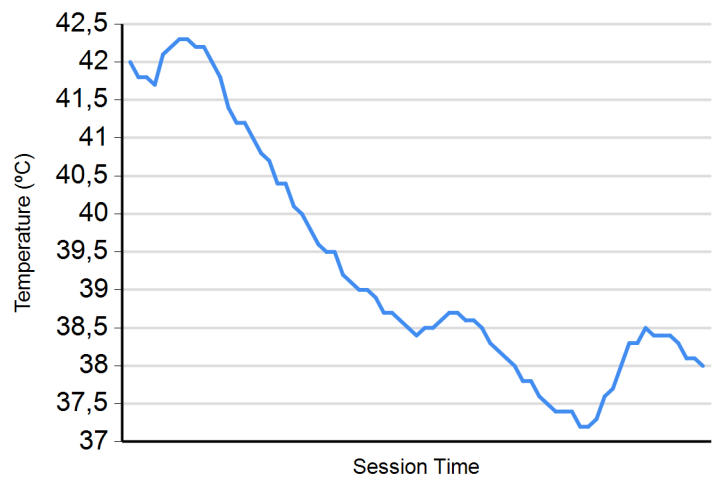
**Spa Francorchamps**  
**International GT Open**  
**Race - 1**  
**Weather Report**



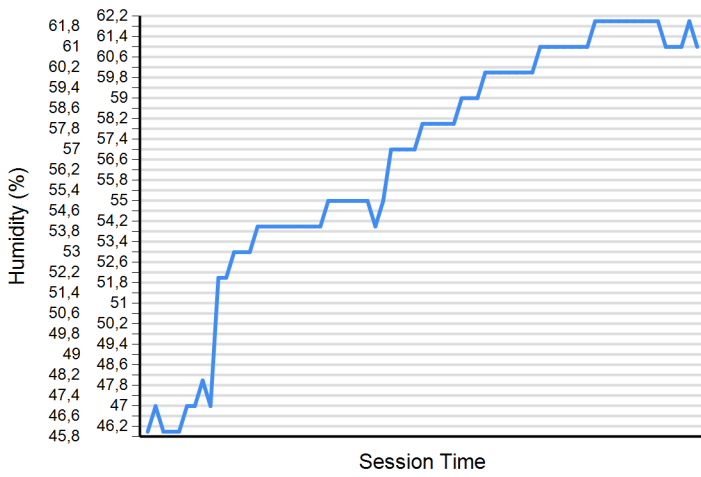
**Air Temperature**



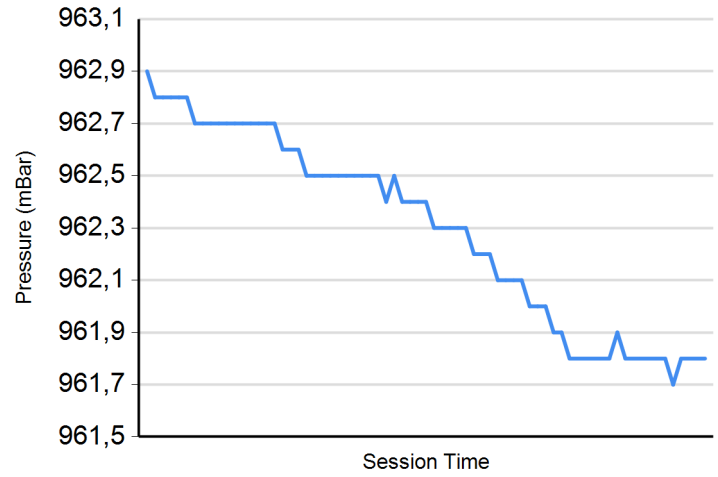
**Track Temperature**



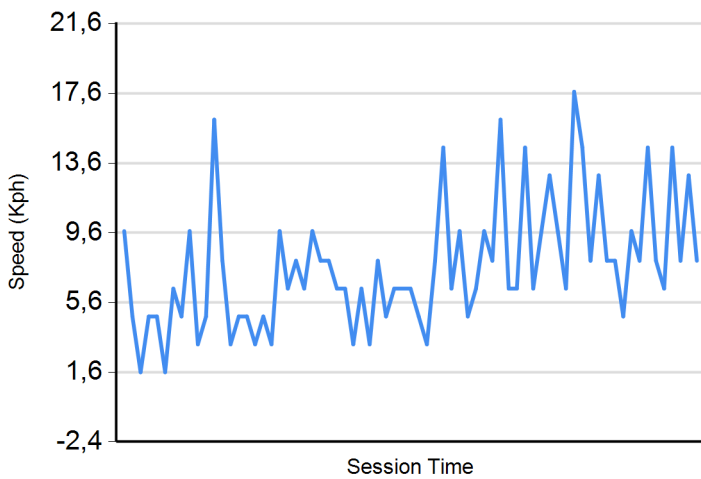
**Humidity**



**Pressure**



**Wind Speed**



**Wind direction**

North = 0°/360° Est = 90° South = 180° West = 270°

