

Spa Francorchamps
International GT Open



Race - 2

Provisional Results

Cls	Nº	Entrant/Team	Nat	Driver 1	Nat	Driver 2	Nat	Vehicle	Cat	Ci	Laps	Total Time	Gap	Interval	Km/h	Best	Time	Km/h
1	63	Vincenzo Sospiri Racing	IT	Michele Beretta	ITA	Frederik Schandorff	DNK	Lamborghini Huracan GT3 EVO	PRO	1	26	1:02:03.196			176.0	13	2:18.607	181.9
2	19	Vincenzo Sospiri Racing	IT	Baptiste Moulin	BEL	Yuki Nemoto	JPN	Lamborghini Huracan GT3 EVO	PRO	2	26	1:02:17.263	14.067	14.067	175.4	21	2:20.398	179.5
3	77	Lechner Racing	IT	Al Faisal Al Zubair	OMN	Andy Soucek	ESP	Porsche 911 GT3-R II 2019	PRO	3	26	1:02:20.068	16.872	2.805	175.2	19	2:19.327	180.9
4	88	JP Motorsport	PL	Patryk Krupinski	POL	Christian Klien	AUT	McLaren 720 S GT3	PROAM	1	26	1:02:20.866	17.670	0.798	175.2	14	2:19.321	180.9
5	22	Balle Motorsport	GB	Sauna Balle	GBR	Adam Carroll	GBR	Audi R8 GT3 LMS 2019	PROAM	2	26	1:02:36.790	33.594	15.924	174.5	5	2:20.180	179.8
6	11 *	Reno Racing	DK	Jens Reno Moller	DNK	Marcus Paverud	NOR	Honda NSX GT3 Evo	PROAM	3	26	1:02:40.342	37.146	3.552	174.3	14	2:20.271	179.7
7	7	Inception Racing	GB	Brendan Irlbe	USA	Olle Millhov	USA	McLaren 720 S GT3	PROAM	4	26	1:02:55.233	52.037	14.891	173.6	13	2:19.339	180.9
8	14 *	AKM Motorsport	SM	Forian Scholze	DEU	Jens Liebhauser	DEU	Mercedes AMG GT3 - 2020	AM	1	26	1:02:58.051	54.855	2.818	173.5	19	2:20.627	179.2
9	47	AKM Motorsport	SM	Alexander Moiseev	RUS	Loris Spinelli	ITA	Mercedes AMG GT3 - 2020	PROAM	5	26	1:03:05.917	1:02.721	7.866	173.1	5	2:20.232	179.8
10	97	TF Sport	GB	Michael Dhan	USA	Robby Foley	USA	Aston Martin GT3 AMR MW2019	PRO	4	26	1:03:23.355	1:20.159	17.438	172.3	18	2:20.241	179.7
11	8	Barone Rampante	IT	Giuseppe Cipriani	ITA	Bas Schouten	NLD	Lamborghini Huracan GT3 EVO	AM	2	26	1:03:57.784	1:54.588	34.429	170.8	20	2:22.072	177.4
12	54	Q1 by EMG Motorsport	BE	Jan Laurysen	BEL	Dirk Schouten	NLD	Porsche 992 GT3 Cup	CUPPA	1	25	1:03:48.573	1 Lap	1 Lap	164.6	9	2:27.087	171.4
13	53	Q1 by EMG Motorsport	BE	Nicolas Vandierendonck	BEL	Mateusz Lisowski	POL	Porsche 991 GT3 Cup gen 2	CUPPA	2	25	1:04:19.065	1 Lap	24.795	163.5	7	2:26.891	171.6
14	24	A&P Racing Team PTT Tech Support	PL	Maciej Blazek	POL	Jan Seyffert	DEU	Lamborghini Huracan GT3 EVO	PROAM	6	24	1:02:04.681	2 Laps	1 Lap	162.4	18	2:21.659	177.9
15	17	HP Racing International	GB	Gerhard Tweraser	GBR	Jan Antoszewski	POL	Porsche 911 GT3 Cup gen 2	CUPPA	3	24	1:02:10.217	2 Laps	5.536	162.2	3	2:28.713	169.5
16	100	Aida Motorsport	PL	Jakub Dwernicki	POL	Jaap Van Lagen	BRA	Porsche 911 GT3 Cup gen 2	CUPAM	2	24	1:02:56.375	2 Laps	46.158	160.2	6	2:30.663	167.3
17	32	Three Sixty Racing Team	AND	Fernando Fortes	BRA	Sierano Bozzoni	ITA	Porsche 992 GT3 Cup	CUPPA	4	24	1:03:24.372	2 Laps	27.997	159.0	5	2:25.581	173.1
18	50	Q1 by EMG Motorsport	BE	Filip Teunkens	BEL			Porsche 911 GT3 Cup gen 1	CUPPA	5	24	1:03:39.911	2 Laps	15.539	158.4	5	2:29.066	169.1
19	44	Eugenio Pisani	IT	Eugenio Pisani	ITA			Porsche 911 GT3 Cup gen 2	CUPAM	3	24	1:03:43.650	2 Laps	3.739	158.2	8	2:33.331	164.4
20	27	Three Sixty Racing Team	AND	Marcio Mauro	BRA													

Fastest lap Beretta - Schandorff in 2:18.607 at 181.9 Km/h in lap 13

* PENALTIES

CAR #11- 3 SECONDS TIME PENALTY ADDED TO RACE TIME - ABUSING TRACK LIMITS
 REPRIMAND (DRIVING) DRIVER 1 CAR 22 - STARTING PROCEDURE
 CAR #14 - 3 SECONDS TIME PENALTY ADDED TO RACE TIME - ABUSING TRACK LIMITS

Published at:.....

Air Temp: 38.7 °C Temp. Aire: 23.2 °C Humidity: 54 % Track Status: DRY

Stewards:

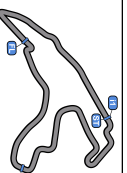
Race Director:

Timekeeper:

Luis Angel Garcia Nuñez

JOB/1-0020-ESP





Spa Francorchamps International GT Open

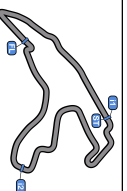
Race - 2



Provisional Results by Category

Cls	N°	Entrant/Team	Nat	Driver 1	Nat	Driver 2	Nat	Vehicle	Cat	Cl	Laps	Total Time	Gap	Interval	Km/h	Best	Time	Km/h
PRO																		
1	63	Vincenzo Sospiri Racing	IT	Michele Beretta	ITA	Frederik Schandorff	DNK	Lamborghini Huracan GT3 EVO	PRO	1	26	1:02:03.196			176.0	13	2:18.607	181.9
2	19	Vincenzo Sospiri Racing	IT	Baptiste Moulin	BEL	Yuki Nemoto	JPN	Lamborghini Huracan GT3 EVO	PRO	2	26	1:02:17.263	14.067	14.067	175.4	21	2:20.398	179.5
3	77	Lechner Racing	IT	Al Faisal Al Zubair	OMN	Andy Soucek	ESP	Porsche 911 GT3-R II 2019	PRO	3	26	1:02:20.068	16.872	2.805	175.2	19	2:19.327	180.9
4	97	TF Sport	GB	Michael Dinan	USA	Robby Foley	USA	Aston Martin GT3 AMR M/2019	PRO	4	26	1:03:23.355	1:20.159	1:03.287	172.3	18	2:20.241	179.7
PROAM																		
1	88	JP Motorsport	PL	Patryk Krupinski	POL	Christian Klien	AUT	McLaren 720 S GT3	PROAM	1	26	1:02:20.866			175.2	14	2:19.321	180.9
2	22	Balle Motorsport	GB	Saun Balfe	GBR	Adam Carroll	GBR	Audi R8 GT3 LMS 2019	PROAM	2	26	1:02:36.790	15.924	15.924	174.5	5	2:20.180	179.8
3	11 *	Reno Racing	DK	Jens Reno Moller	DNK	Marcus Paverud	NOR	Honda NSX GT3 Evo	PROAM	3	26	1:02:40.342	19.476	3.552	174.3	14	2:20.271	179.7
4	7	Inception Racing	GB	Brendan Irbe	USA	Ollie Millroy	GBR	McLaren 720 S GT3	PROAM	4	26	1:02:55.233	34.367	14.891	173.6	13	2:19.339	180.9
5	47	AKM Motorsport	GB	Alexander Moiseev	RUS	Loris Spinelli	ITA	Mercedes AMG GT3 - 2020	PROAM	5	26	1:03:05.917	45.051	10.684	173.1	5	2:20.232	179.8
6	17	HP Racing International	GB	Gerhard Tweraser	AUT	Jan Seyfert	DEU	Lamborghini Huracan GT3 EVO	PROAM	6	24	1:02:04.681	2 Laps	2 Laps	162.4	18	2:21.659	177.9
AM																		
1	14 *	AKM Motorsport	RS	Florian Scholze	DEU	Jens Liebhauser	DEU	Mercedes AMG GT3 - 2020	AM	1	26	1:02:58.051			173.5	19	2:20.627	179.2
2	8	Barone Rampante	IT	Giuseppe Cipriani	ITA			Lamborghini Huracan GT3 EVO	AM	2	26	1:03:57.784	59.733	59.733	170.8	20	2:22.072	177.4
CUPPA																		
1	54	Q1 by EMG Motorsport	BE	Jan Laurysen	BEL	Bas Schouten	NLD	Porsche 992 GT3 Cup	CUPPA	1	25	1:03:48.573			164.6	9	2:27.087	171.4
2	24	A&P Racing Team PTT Tech Support	PL	Maciej Blazek	POL	Mateusz Lisowski	POL	Porsche 991 GT3 Cup gen 2	CUPPA	2	25	1:04:19.065	30.492	30.492	163.3	12	2:28.324	169.9
3	100	Aida Motorsport	PL	Jakub Dwernicki	POL	Jan Antoszewski	POL	Porsche 911 GT3 Cup gen 2	CUPPA	3	24	1:02:10.217	1 Lap	1 Lap	162.2	3	2:28.713	169.5
4	50	Q1 by EMG Motorsport	BE	Filip Teunkens	BEL	Jaap Van Lagen	BEL	Porsche 992 GT3 Cup	CUPPA	4	24	1:03:24.372	1 Lap	1:14.155	159.0	5	2:25.581	173.1
5	44	Eugenio Pisani	IT	Eugenio Pisani	ITA	Sterano Bozzoni	ITA	Porsche 911 GT3 Cup gen 1	CUPPA	5	24	1:03:39.911	1 Lap	15.539	158.4	5	2:29.066	169.1
CUPAM																		
1	53	Q1 by EMG Motorsport	BE	Nicolas Vandierendonck	BEL	Dirk Schouten	NLD	Porsche 992 GT3 Cup	CUPAM	1	25	1:04:13.368			163.5	7	2:26.891	171.6
2	32	Three Sixty Racing Team	BR	Fernando Fortes	BRA			Porsche 911 GT3 Cup gen 2	CUPAM	2	24	1:02:56.375	1 Lap	1 Lap	160.2	6	2:30.663	167.3
3	27	Three Sixty Racing Team	BR	Marcio Mauro	BRA			Porsche 911 GT3 Cup gen 2	CUPAM	3	24	1:03:43.650	1 Lap	47.275	158.2	8	2:33.331	164.4
Fastest lap Beretta - Schandorff in 2:18.607 at 181.9 Km/h in lap 13																		
* PENALTIES																		
CAR #11- 3 SECONDS TIME PENALTY ADDED TO RACE TIME - ABUSING TRACK LIMITS																		
REPRIMAND (DRIVING) DRIVER 1 CAR 22 - STARTING PROCEDURE																		
CAR #14 - 3 SECONDS TIME PENALTY ADDED TO RACE TIME - ABUSING TRACK LIMITS																		
Published at:.....																		
Air Temp: 38.7 °C Temp. Air: 23.2 °C Humidity: 54 % Track Status: DRY																		
Stewards:										Race Director:								
										Timekeeper:								
										Luis Angel Garcia Nuñez								
										JOB1/0020-ESP								





Spa Francorchamps
International GT Open



Race - 2

Provisional Results by Class

Cls	N°	Entrant/Team	Nat	Driver 1	Nat	Driver 2	Nat	Vehicle	Cat	Cl	Laps	Total Time	Gap	Interval	Km/h	Best	Time	Km/h
International GT Open																		
1	63	Vincenzo Sospiri Racing	IT	Michele Beretta	IT	Frederik Schandorff	DNK	Lamborghini Huracan GT3 EVO	PRO	1	26	1:02:03.196			176.0	13	2:18.607	181.9
2	19	Vincenzo Sospiri Racing	IT	Baptiste Moulin	BEL	Yuki Nemoto	JPN	Lamborghini Huracan GT3 EVO	PRO	2	26	1:02:17.263	14.067	14.067	175.4	21	2:20.398	179.5
3	77	Lechner Racing	IT	Al Faisal Al Zubair	OMN	Andy Soucek	ESP	Porsche 911 GT3-R II 2019	PRO	3	26	1:02:20.068	16.872	2.805	175.2	19	2:19.327	180.9
4	88	JP Motorsport	IT	Patryk Krupinski	POL	Christian Klien	AUT	McLaren 720 S GT3	PROAM	1	26	1:02:20.866	17.670	0.798	175.2	14	2:19.321	180.9
5	22	Balle Motorsport	GB	Saun Balle	GBR	Adam Carroll	AUT	Audi R8 GT3 LMS 2019	PROAM	2	26	1:02:36.790	33.594	15.924	174.5	5	2:20.180	179.8
6	11 *	Reno Racing	DK	Jens Reno Moller	DNK	Marcus Paverud	NOR	Honda NSX GT3 Evo	PROAM	3	26	1:02:40.342	37.146	3.552	174.3	14	2:20.271	179.7
7	7	Inception Racing	GB	Brendan Irbe	USA	Ollie Millroy	GBR	McLaren 720 S GT3	PROAM	4	26	1:02:55.233	52.037	14.891	173.6	13	2:19.339	180.9
8	14 *	AKM Motorsport	SM	Florian Scholze	SMR	Jens Liebhauer	DEU	Mercedes AMG GT3 - 2020	AM	1	26	1:02:58.051	54.855	2.818	173.5	19	2:20.627	179.2
9	47	AKM Motorsport	SM	Alexander Moiseev	RUS	Loris Spinelli	ITA	Mercedes AMG GT3 - 2020	PROAM	5	26	1:03:05.917	1:02.721	7.866	173.1	5	2:20.232	179.8
10	97	TF Sport	GB	Michael Dinan	USA	Robby Foley	USA	Aston Martin GT3 AMR VY2019	PRO	4	26	1:03:23.355	1:20.159	17.438	172.3	18	2:20.241	179.7
11	8	Barone Rampante	IT	Giuseppe Cipriani	ITA	Lamborghini Huracan GT3 EVO	ITA	Lamborghini Huracan GT3 EVO	AM	2	26	1:03:57.784	1:54.588	34.429	170.8	20	2:22.072	177.4
12	17	HP Racing International	DE	Gerhard Tweraser	AUT	Jan Seyffert	DEU	Lamborghini Huracan GT3 EVO	PROAM	6	24	1:02:04.681			162.4	18	2:21.659	177.9

GT Open Cup Europe

1	54	Q1 by EMG Motorsport	BE	Jan Lauryssen	BEL	Bas Schouten	NLD	Porsche 992 GT3 Cup	CUPPA	1	25	1:03:48.573			164.6	9	2:27.087	171.4
2	53	Q1 by EMG Motorsport	BE	Nicolas Vandierendonck	BEL	Dirk Schouten	NLD	Porsche 992 GT3 Cup	CUPAM	1	25	1:04:13.368	24.795	24.795	163.5	7	2:26.891	171.6
3	24	A&P Racing Team PTT Tech Support	POL	Maciej Blazek	POL	Mateusz Lisowski	POL	Porsche 991 GT3 Cup gen 2	CUPPA	2	25	1:04:19.065	30.492	5.697	163.3	12	2:28.324	169.9
4	100	Aida Motorsport	POL	Jakub Dwernicki	POL	Jan Antoszewski	POL	Porsche 911 GT3 Cup gen 2	CUPPA	3	24	1:02:10.217	1 Lap	1 Lap	162.2	3	2:28.713	169.5
5	32	Three Sixty Racing Team	AND	Fernando Fortes	BRA	Jaap Van Lagen	BRA	Porsche 911 GT3 Cup gen 2	CUPAM	2	24	1:02:56.375	1 Lap	46.158	160.2	6	2:30.663	167.3
6	50	Q1 by EMG Motorsport	BE	Filip Teunkens	BEL	Sterano Bozzoni	BEL	Porsche 911 GT3 Cup gen 1	CUPPA	4	24	1:03:24.372	1 Lap	27.997	159.0	5	2:25.581	173.1
7	44	Eugenio Pisani	IT	Eugenio Pisani	ITA		ITA	Porsche 911 GT3 Cup gen 1	CUPPA	5	24	1:03:39.911	1 Lap	15.539	158.4	5	2:29.066	169.1
8	27	Three Sixty Racing Team	BR	Marcio Mauro	BRA		ITA	Porsche 911 GT3 Cup gen 2	CUPAM	3	24	1:03:43.650	1 Lap	3.739	158.2	8	2:33.331	164.4

Fastest lap Beretta - Schandorff in 2:18.607 at 181.9 Km/h in lap 13

* PENALTIES

CAR #11-3 SECONDS TIME PENALTY ADDED TO RACE TIME - ABUSING TRACK LIMITS

REPRIMAND (DRIVING) DRIVER 1 CAR 22 - STARTING PROCEDURE

CAR #14 - 3 SECONDS TIME PENALTY ADDED TO RACE TIME - ABUSING TRACK LIMITS

Published at:.....

Air Temp: 38.7 °C Temp. Aire: 23.2 °C Humidity: 54 % Track Status: DRY

Stewards:

Race Director:

Timekeeper:

Luis Angel Garcia Nuñez

JOB1/0020-ESP





Spa Francorchamps
International GT Open
Race - 2



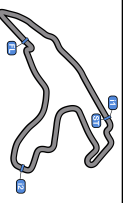
Provisional Classification by Driver Fastest Lap

Cl	N°	Entrant/Team	Nat	Vehicle	Driver	Nat	Cat	Cl	Laps	Best	Time	Gap	Interval	Km/h
1	63	Vincenzo Sospiri Racing	ITA	Lamborghini Huracan GT3 EVO	Frederik Schandorff	DNK	PRO	1	15	2	2:18.607			181.9
2	88	JP Motorsport	POL	McLaren 720 S GT3	Christian Klien	AUT	PROAM	1	15	3	2:19.321	0.714	0.714	180.9
3	77	Lechner Racing	AUT	Porsche 911 GT3-R II 2019	Andy Soucek	ESP	PRO	2	14	7	2:19.327	0.720	0.006	180.9
4	7	Inception Racing	GBR	McLaren 720 S GT3	Ollie Millroy	GBR	PROAM	2	15	2	2:19.339	0.732	0.012	180.9
5	22	Balfe Motorsport	GBR	Audi R8 GT3 LMS 2019	Adam Carroll	GBR	PROAM	3	14	5	2:20.180	1.573	0.841	179.8
6	47	AKM Motorsport	SMR	Mercedes AMG GT3 - 2020	Loris Spinelli	ITA	PROAM	4	15	5	2:20.232	1.625	0.052	179.8
7	97	TF Sport	GBR	Aston Martin GT3 AMR MY2019	Michael Dinan	USA	PRO	3	11	3	2:20.241	1.634	0.009	179.7
8	11	Reno Racing	DNK	Honda NSX GT3 Evo	Marcus Paverud	NOR	PROAM	5	15	3	2:20.271	1.664	0.030	179.7
9	77	Lechner Racing	AUT	Porsche 911 GT3-R II 2019	Al Faisal Al Zubair	OMN	PRO	4	12	9	2:20.309	1.702	0.038	179.7
10	63	Vincenzo Sospiri Racing	ITA	Lamborghini Huracan GT3 EVO	Michele Beretta	ITA	PRO	5	11	6	2:20.317	1.710	0.008	179.6
11	19	Vincenzo Sospiri Racing	ITA	Lamborghini Huracan GT3 EVO	Baptiste Moulin	BEL	PRO	6	11	6	2:20.398	1.791	0.081	179.5
12	19	Vincenzo Sospiri Racing	ITA	Lamborghini Huracan GT3 EVO	Yuki Nemoto	JPN	PRO	7	15	6	2:20.433	1.826	0.035	179.5
13	97	TF Sport	GBR	Aston Martin GT3 AMR MY2019	Robby Foley	USA	PRO	8	15	6	2:20.434	1.827	0.001	179.5
14	14	AKM Motorsport	SMR	Mercedes AMG GT3 - 2020	Florian Scholze	DEU	AM	1	15	8	2:20.627	2.020	0.193	179.2
15	11	Reno Racing	DNK	Honda NSX GT3 Evo	Jens Reno Moller	DNK	PROAM	6	11	7	2:21.145	2.538	0.518	178.6
16	88	JP Motorsport	POL	McLaren 720 S GT3	Patryk Krupinski	POL	PROAM	7	11	10	2:21.451	2.844	0.306	178.2
17	22	Balfe Motorsport	GBR	Audi R8 GT3 LMS 2019	Shaun Balfe	GBR	PROAM	8	12	12	2:21.485	2.878	0.034	178.2
18	14	AKM Motorsport	SMR	Mercedes AMG GT3 - 2020	Jens Liebhauser	DEU	AM	2	11	10	2:21.603	2.996	0.118	178.0
19	17	HP Racing International	DEU	Lamborghini Huracan GT3 EVO	Gerhard Tweraser	AUT	PROAM	9	21	15	2:21.659	3.052	0.056	177.9
20	7	Inception Racing	GBR	McLaren 720 S GT3	Brendan Iribe	USA	PROAM	10	11	10	2:22.029	3.422	0.370	177.5
21	8	Barone Rampante	ITA	Lamborghini Huracan GT3 EVO	Giuseppe Cipriani	ITA	AM	3	26	20	2:22.072	3.465	0.043	177.4
22	47	AKM Motorsport	SMR	Mercedes AMG GT3 - 2020	Alexander Moiseev	RUS	PROAM	11	11	4	2:22.997	4.390	0.925	176.3
23	50	Q1 by EMG Motorsport	BEL	Porsche 992 GT3 Cup	Jaap Van Lagen	BEL	CUPPA	1	14	5	2:25.581	6.974	2.584	173.1
24	17	HP Racing International	DEU	Lamborghini Huracan GT3 EVO	Jan Seyffert	DEU	PROAM	12	3	2	2:26.890	8.283	1.309	171.6
25	53	Q1 by EMG Motorsport	BEL	Porsche 992 GT3 Cup	Dirk Schouten	NLD	CUPAM	1	14	7	2:26.891	8.284	0.001	171.6
26	54	Q1 by EMG Motorsport	BEL	Porsche 992 GT3 Cup	Bas Schouten	NLD	CUPPA	2	10	9	2:27.087	8.480	0.196	171.4
27	24	A&P Racing Team PTT Tech Support	POL	Porsche 991 GT3 Cup gen 2	Mateusz Lisowski	POL	CUPPA	3	15	2	2:28.324	9.717	1.237	169.9
28	100	Alda Motorsport	POL	Porsche 911 GT3 Cup gen 2	Jan Antoszewski	POL	CUPPA	4	13	3	2:28.713	10.106	0.389	169.5
29	44	Eugenio Pisani	ITA	Porsche 911 GT3 Cup gen 1	Eugenio Pisani	ITA	CUPPA	5	14	5	2:29.066	10.459	0.353	169.1
30	54	Q1 by EMG Motorsport	BEL	Porsche 992 GT3 Cup	Jan Lauryszen	BEL	CUPPA	6	15	4	2:29.078	10.471	0.012	169.1
31	53	Q1 by EMG Motorsport	BEL	Porsche 992 GT3 Cup	Nicolas Vandierendend	BEL	CUPAM	2	11	5	2:30.422	11.815	1.344	167.6
32	32	Three Sixty Racing Team	AND	Porsche 911 GT3 Cup gen 2	Fernando Fortes	BRA	CUPAM	3	24	6	2:30.663	12.056	0.241	167.3
33	24	A&P Racing Team PTT Tech Support	POL	Porsche 991 GT3 Cup gen 2	Maciej Blazek	POL	CUPPA	7	10	5	2:31.574	12.967	0.911	166.3
34	100	Alda Motorsport	POL	Porsche 911 GT3 Cup gen 2	Jakub Dwernicki	POL	CUPPA	8	11	8	2:31.670	13.063	0.096	166.2
35	27	Three Sixty Racing Team	AND	Porsche 911 GT3 Cup gen 2	Marcio Mauro	BRA	CUPAM	4	24	8	2:33.331	14.724	1.661	164.4
36	50	Q1 by EMG Motorsport	BEL	Porsche 992 GT3 Cup	Filip Teunkens	BEL	CUPPA	9	10	3	2:33.787	15.180	0.456	163.9
37	44	Eugenio Pisani	ITA	Porsche 911 GT3 Cup gen 1	Stefano Bozzoni	ITA	CUPPA	10	10	5	2:39.318	20.711	5.531	158.2



CIRCUIT DE SPA
FRANCORCHAMPS





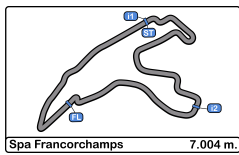
Spa Francorchamps International GT Open

Race - 2

Distance and Speed Average

Cls	No	Entrant/Team	Nat	Driver 1	Nat	Driver 2	Nat	Vehicle	Cat	Cls	Laps	Distance	Total Time	Km/h
1	63	Vincenzo Sospiri Racing	ITA	Michele Beretta	ITA	Frederik Schandorff	ITA	Lamborghini Huracan GT3 EVO	PRO	1	26	182.10	1:02:03.196	176.0
2	19	Vincenzo Sospiri Racing	ITA	Baptiste Moulin	BEL	Yuki Nemoto	DNK	Lamborghini Huracan GT3 EVO	PRO	2	26	182.10	1:02:17.263	175.4
3	77	Lechner Racing	AUT	Al Faisal Al Zubair	OMN	Andy Soucek	JPN	Porsche 911 GT3-R II 2019	PRO	3	26	182.10	1:02:20.068	175.2
4	88	JP Motorsport	POL	Patryk Krupinski	POL	Christian Klien	ESP	McLaren 720 S GT3	PROAM	1	26	182.10	1:02:20.866	175.2
5	22	Balte Motorsport	GBR	Shaun Balte	GBR	Adam Carroll	AUT	Audi F8 GT3 LMS 2019	PROAM	2	26	182.10	1:02:36.790	174.5
6	11	Reno Racing	DNK	Jens Reno Moller	DNK	Marcus Paverud	GBR	Honda NSX GT3 Evo	PROAM	3	26	182.10	1:02:40.342	174.3
7	7	Inception Racing	GBR	Brendan Tribe	USA	Ollie Millroy	NOR	McLaren 720 S GT3	PROAM	4	26	182.10	1:02:55.233	173.6
8	14	AKM Motorsport	SMR	Florian Scholze	DEU	Jens Liebhauser	GBR	Mercedes AMG GT3 - 2020	AM	1	26	182.10	1:02:58.051	173.5
9	47	AKM Motorsport	SMR	Alexander Moiseev	RUS	Lotis Spinelli	DEU	Mercedes AMG GT3 - 2020	PROAM	5	26	182.10	1:03:05.917	173.1
10	97	TF Sport	GBR	Michael Dinan	USA	Robby Foley	ITA	Aston Martin GT3 AMR NY2019	PRO	4	26	182.10	1:03:23.355	172.3
11	8	Barone Rampante	ITA	Giuseppe Cipriani	ITA	Bas Schouten	USA	Lamborghini Huracan GT3 EVO	AM	2	26	182.10	1:03:57.784	170.8
12	54	Q1 by EMG Motorsport	BEL	Jan Lauryssen	BEL	Dirk Schouten	NLD	Porsche 992 GT3 Cup	CUPPA	1	25	175.10	1:03:48.573	164.6
13	53	Q1 by EMG Motorsport	BEL	Nicolas Vandierendonck	BEL	Mateusz Lisowski	NLD	Porsche 992 GT3 Cup	CUPAM	1	25	175.10	1:04:13.368	163.5
14	24	A&P Racing Team PTT Tech Support	POL	Maciej Blazek	POL	Jean Seyffert	POL	Porsche 991 GT3 Cup gen 2	CUPPA	2	25	175.10	1:04:19.065	163.3
15	17	HP Racing International	DEU	Gerhard Tweraser	AUT	Jan Antoszewski	DEU	Lamborghini Huracan GT3 EVO	PROAM	6	24	168.09	1:02:04.681	162.4
16	100	Alda Motorsport	POL	Jakub Dwernicki	POL		POL	Porsche 911 GT3 Cup gen 2	CUPPA	3	24	168.09	1:02:10.217	162.2
17	32	Three Sixty Racing Team	AND	Fernando Fortes	BRA	Jaap Van Lagen	POR	Porsche 911 GT3 Cup gen 2	CUPAM	2	24	168.09	1:02:56.375	160.2
18	50	Q1 by EMG Motorsport	BEL	Filip Teunkens	BEL	Sterano Bozzoni	BEL	Porsche 992 GT3 Cup	CUPPA	4	24	168.09	1:03:24.372	159.0
19	44	Eugenio Pisani	ITA	Eugenio Pisani	ITA		ITA	Porsche 911 GT3 Cup gen 1	CUPPA	5	24	168.09	1:03:39.911	158.4
20	27	Three Sixty Racing Team	AND	Marcio Mauro	BRA		ITA	Porsche 911 GT3 Cup gen 2	CUPAM	3	24	168.09	1:03:43.650	158.2





Spa Francorchamps
International GT Open
Race - 2
Lap Analysis



7

Brendan Iribe

McLaren 720 S GT3

8

Giuseppe Cipriani

Lamborghini Huracan GT3 EVO

PROAM

Ollie Millroy

Inception Racing

AM

Barone Rampante

Lap	D	Time	Sector 1	Sector 2	Sector 3	T. Spd	Elapsed	Lap	D	Time	Sector 1	Sector 2	Sector 3	T. Spd	Elapsed
1	1	2:28.773	43.146	1:09.197	36.430	242.1	2:28.773	1	1	2:32.917	46.691	1:08.912	37.314	249.4	2:32.917
2	1	2:23.011	39.674	1:06.972	36.365	264.7	4:51.784	2	1	2:26.320	41.860	1:07.527	36.933	252.3	4:59.237
3	1	2:22.162	39.843	1:06.454	35.865	264.0	7:13.946	3	1	2:25.182	41.559	1:06.744	36.879	251.7	7:24.419
4	1	2:22.736	39.568	1:06.766	36.402	262.1	9:36.682	4	1	2:25.429	41.460	1:06.939	37.030	251.7	9:49.848
5	1	2:22.215	39.627	1:06.163	36.425	264.7	11:58.897	5	1	2:24.564	41.242	1:06.805	36.517	252.3	12:14.412
6	1	2:22.343	39.697	1:06.516	36.130	263.4	14:21.240	6	1	2:24.992	41.482	1:06.795	36.715	251.7	14:39.404
7	1	2:22.156	39.785	1:06.160	36.211	264.7	16:43.396	7	1	2:24.435	41.244	1:06.637	36.554	252.3	17:03.839
8	1	2:22.409	39.726	1:05.959	36.724	262.7	19:05.805	8	1	2:23.976	40.959	1:06.360	36.657	251.1	19:27.815
9	1	2:23.829	41.069	1:06.606	36.154	261.5	21:29.634	9	1	2:23.535	40.879	1:06.210	36.446	252.3	21:51.350
10	1	2:22.029	39.670	1:06.022	36.337	264.0	23:51.663	10	1	2:23.079	40.946	1:05.941	36.192	252.9	24:14.429
11	1	2:29.142 P	40.113	1:05.635	43.394	262.7	26:20.805	11	1	2:23.509	40.782	1:06.307	36.420	252.9	26:37.938
12	2	3:41.064	1:59.085	1:05.891	36.088	258.3	30:01.869	12	2	2:31.870 P	41.070	1:06.465	44.335	252.3	29:09.808
13	2	2:19.339	39.429	1:04.181	35.729	262.1	32:21.208	13	2	3:38.290	1:55.768	1:05.976	36.546	250.0	32:48.098
14	2	2:20.326	39.436	1:04.063	36.827	263.4	34:41.534	14	2	2:23.109	40.586	1:05.613	36.910	252.9	35:11.207
15	2	2:20.208	40.009	1:04.466	35.733	261.5	37:01.742	15	2	2:22.344	40.518	1:05.470	36.356	252.9	37:33.551
16	2	2:19.987	39.513	1:04.524	35.950	264.7	39:21.729	16	2	2:22.544	40.587	1:05.425	36.532	252.9	39:56.095
17	2	2:20.359	39.180	1:05.269	35.910	265.3	41:42.088	17	2	2:22.860	40.330	1:06.313	36.217	255.3	42:18.955
18	2	2:20.449	39.514	1:04.832	36.103	264.7	44:02.537	18	2	2:23.174	40.336	1:06.204	36.634	255.3	44:42.129
19	2	2:20.683	39.682	1:05.048	35.953	264.7	46:23.220	19	2	2:22.773	40.430	1:06.055	36.288	254.1	47:04.902
20	2	2:21.537	39.459	1:05.964	36.114	265.3	48:44.757	20	2	2:22.072	40.262	1:05.786	36.024	256.5	49:26.974
21	2	2:21.233	39.573	1:05.745	35.915	264.7	51:05.990	21	2	2:23.269	40.233	1:06.075	36.961	255.3	51:50.243
22	2	2:20.777	39.573	1:04.951	36.253	266.6	53:26.767	22	2	2:26.012	40.289	1:08.720	37.003	258.3	54:16.255
23	2	2:22.074	39.708	1:06.229	36.137	265.3	55:48.841	23	2	2:24.056	40.686	1:06.509	36.861	252.9	56:40.311
24	2	2:23.592	39.735	1:07.615	36.242	263.4	58:12.433	24	2	2:24.010	40.731	1:06.591	36.688	251.7	59:04.321
25	2	2:20.823	39.680	1:05.238	35.905	262.7	1:00:33.256	25	2	2:25.365	40.620	1:07.713	37.032	251.7	1:01:29.686
26	2	2:21.977	39.464	1:05.465	37.048	264.0	1:02:55.233	26	2	2:28.098	41.015	1:08.649	38.434	251.1	1:03:57.784





Spa Francorchamps
International GT Open
Race - 2
Lap Analysis



11							14								
Jens Reno Moller							Florian Scholze								
PROAM							AM								
Marcus Paverud							Jens Liebhauser								
Reno Racing							AKM Motorsport								
Lap	D	Time	Sector 1	Sector 2	Sector 3	T. Spd	Elapsed	Lap	D	Time	Sector 1	Sector 2	Sector 3	T. Spd	Elapsed
1	1	2:27.150	43.125	1:07.811	36.214	260.2	2:27.150	1	2	2:29.641	44.977	1:08.066	36.598	255.9	2:29.641
2	1	2:22.941	40.034	1:06.367	36.540	262.1	4:50.091	2	2	2:23.483	39.982	1:06.996	36.505	260.2	4:53.124
3	1	2:22.200	39.895	1:05.856	36.449	262.1	7:12.291	3	2	2:22.224	39.610	1:06.373	36.241	260.8	7:15.348
4	1	2:23.446	39.938	1:07.139	36.369	259.6	9:35.737	4	2	2:21.977	39.559	1:05.925	36.493	260.8	9:37.325
5	1	2:22.269	39.868	1:05.828	36.573	261.5	11:58.006	5	2	2:22.134	40.116	1:05.914	36.104	258.3	11:59.459
6	1	2:22.865	40.069	1:06.348	36.448	261.5	14:20.871	6	2	2:23.088	39.562	1:07.055	36.471	262.7	14:22.547
7	1	2:21.145	39.811	1:05.679	35.655	261.5	16:42.016	7	2	2:22.013	39.711	1:06.171	36.131	260.2	16:44.560
8	1	2:22.170	40.005	1:05.718	36.447	259.6	19:04.186	8	2	2:22.028	39.858	1:05.546	36.624	258.9	19:06.588
9	1	2:21.870	39.880	1:05.777	36.213	259.6	21:26.056	9	2	2:22.272	39.928	1:06.152	36.192	259.6	21:28.860
10	1	2:22.103	40.178	1:05.799	36.126	258.3	23:48.159	10	2	2:21.603	39.827	1:05.668	36.108	258.9	23:50.463
11	1	2:27.750 P	39.903	1:06.038	41.809	259.6	26:15.909	11	2	2:29.302 P	39.479	1:06.572	43.251	260.8	26:19.765
12	2	3:22.863	1:39.980	1:06.092	36.791	255.3	29:38.772	12	1	3:29.383	1:45.589	1:06.669	37.125	253.5	29:49.148
13	2	2:22.822	41.846	1:05.272	35.704	254.1	32:01.594	13	1	2:21.511	40.029	1:05.607	35.875	255.3	32:10.659
14	2	2:20.271	39.624	1:04.713	35.934	260.8	34:21.865	14	1	2:24.734	41.319	1:07.369	36.046	251.7	34:35.393
15	2	2:20.755	39.888	1:04.802	36.065	258.3	36:42.620	15	1	2:21.707	40.186	1:05.441	36.080	255.3	36:57.100
16	2	2:20.876	40.018	1:04.695	36.163	258.9	39:03.496	16	1	2:21.893	39.924	1:05.996	35.973	258.3	39:18.993
17	2	2:21.615	40.236	1:05.136	36.243	257.7	41:25.111	17	1	2:21.657	39.587	1:05.907	36.163	260.8	41:40.650
18	2	2:21.133	39.940	1:05.301	35.892	258.9	43:46.244	18	1	2:21.345	39.795	1:05.358	36.192	257.7	44:01.995
19	2	2:21.106	39.632	1:05.441	36.033	262.7	46:07.350	19	1	2:20.627	39.658	1:04.967	36.002	258.9	46:22.622
20	2	2:22.803	39.689	1:06.226	36.888	262.7	48:30.153	20	1	2:21.804	39.660	1:06.036	36.108	258.9	48:44.426
21	2	2:20.812	39.591	1:05.141	36.080	262.1	50:50.965	21	1	2:20.927	39.624	1:05.336	35.967	258.9	51:05.353
22	2	2:20.860	39.490	1:05.417	35.953	263.4	53:11.825	22	1	2:21.011	39.562	1:05.263	36.186	260.2	53:26.364
23	2	2:21.372	39.694	1:05.304	36.374	260.2	55:33.197	23	1	2:22.086	39.740	1:05.923	36.423	258.9	55:48.450
24	2	2:21.058	39.800	1:05.301	35.957	258.9	57:54.255	24	1	2:22.311	39.753	1:05.892	36.666	259.6	58:10.761
25	2	2:21.988	39.693	1:06.347	35.948	260.2	1:00:16.243	25	1	2:21.695	40.267	1:05.252	36.176	254.1	1:00:32.456
26	2	2:21.099	39.482	1:05.501	36.116	259.6	1:02:37.342	26	1	2:22.595	39.924	1:05.402	37.269	256.5	1:02:55.051

17							
Gerhard Tweraser							
Lamborghini Huracan GT3 EVO							
PROAM							
Jan Seyffert							
HP Racing International							
Lap	D	Time	Sector 1	Sector 2	Sector 3	T. Spd	Elapsed
1	1	2:29.994	44.997	1:08.267	36.730	252.3	2:29.994
2	1	2:23.479	40.651	1:06.219	36.609	255.3	4:53.473
3	1	2:22.439	40.595	1:05.542	36.302	255.3	7:15.912
4	1	2:22.101	40.351	1:05.345	36.405	255.9	9:38.013
5	1	2:22.219	40.131	1:05.584	36.504	257.7	12:00.232
6	1	2:22.722	40.095	1:05.911	36.716	257.7	14:22.954
7	1	2:22.171	40.260	1:05.585	36.326	256.5	16:45.125
8	1	2:23.002	40.564	1:05.802	36.636	255.3	19:08.127
9	1	2:22.515	40.436	1:05.778	36.301	253.5	21:30.642
10	1	2:22.524	40.127	1:05.811	36.586	255.9	23:53.166
11	1	2:29.007 P	40.111	1:05.983	42.913	255.9	26:22.173
12	2	3:42.631	1:57.420	1:08.334	36.877	245.4	30:04.804
13	2	2:26.890	42.437	1:07.111	37.342	248.8	32:31.694
14	2	2:33.882 P	41.424	1:07.405	45.053	248.2	35:05.576
15	1	3:46.397	2:02.620	1:06.363	37.414	215.1	38:51.973
16	1	2:21.752	40.536	1:04.670	36.546	252.3	41:13.725
17	1	2:22.410	41.323	1:04.591	36.496	250.0	43:36.135
18	1	2:21.659	40.366	1:04.889	36.404	254.1	45:57.794
19	1	3:10.802 P	40.605	1:45.780	44.417	216.4	49:08.596
20	1	3:25.755	1:42.428	1:06.193	37.134	248.2	52:34.351
21	1	2:23.035	40.821	1:05.836	36.378	239.4	54:57.386
22	1	2:22.082	40.339	1:05.295	36.448	252.3	57:19.468
23	1	2:21.962	40.517	1:04.933	36.512	251.7	59:41.430
24	1	2:23.251	40.549	1:06.022	36.680	253.5	1:02:04.681





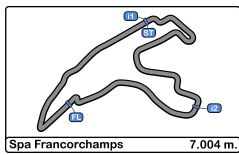
Spa Francorchamps
International GT Open
Race - 2
Lap Analysis



19							22								
Baptiste Moulin							Shaun Balfe								
Lamborghini Huracan GT3 EVO							Audi R8 GT3 LMS 2019								
PRO							PROAM								
Yuki Nemoto							Adam Carroll								
Vincenzo Sospiri Racing							Balfe Motorsport								
Lap	D	Time	Sector 1	Sector 2	Sector 3	T. Spd	Elapsed	Lap	D	Time	Sector 1	Sector 2	Sector 3	T. Spd	Elapsed
1	2	2:26.006	42.747	1:07.288	35.971	254.7	2:26.006	1	2	2:23.206	41.839	1:05.500	35.867	257.7	2:23.206
2	2	2:22.015	39.931	1:06.077	36.007	258.3	4:48.021	2	2	2:22.410	41.213	1:05.452	35.745	255.3	4:45.616
3	2	2:21.396	39.929	1:05.372	36.095	257.1	7:09.417	3	2	2:20.838	40.083	1:05.116	35.639	257.7	7:06.454
4	2	2:21.337	39.916	1:05.244	36.177	255.9	9:30.754	4	2	2:20.580	39.718	1:04.994	35.868	257.7	9:27.034
5	2	2:20.970	39.861	1:05.076	36.033	257.7	11:51.724	5	2	2:20.180	39.737	1:04.707	35.736	258.3	11:47.214
6	2	2:20.433	40.023	1:04.487	35.923	256.5	14:12.157	6	2	2:20.914	39.810	1:05.021	36.083	257.7	14:08.128
7	2	2:20.750	39.889	1:04.762	36.099	256.5	16:32.907	7	2	2:21.149	39.760	1:05.554	35.835	262.1	16:29.277
8	2	2:20.666	39.872	1:04.891	35.903	254.1	18:53.573	8	2	2:20.643	39.604	1:05.175	35.864	257.7	18:49.920
9	2	2:20.849	39.992	1:04.782	36.075	255.3	21:14.422	9	2	2:20.443	39.770	1:04.798	35.875	255.9	21:10.363
10	2	2:21.167	40.127	1:05.008	36.032	254.1	23:35.589	10	2	2:20.510	39.794	1:04.868	35.848	257.1	23:30.873
11	2	2:21.048	39.865	1:05.136	36.047	258.3	25:56.637	11	2	2:20.512	39.508	1:05.024	35.980	258.3	25:51.385
12	2	2:21.264	40.023	1:05.072	36.169	255.3	28:17.901	12	2	2:20.514	39.644	1:04.936	35.934	260.2	28:11.899
13	2	2:21.176	39.899	1:04.886	36.391	256.5	30:39.077	13	2	2:20.666	39.555	1:05.189	35.922	258.3	30:32.565
14	2	2:21.285	40.049	1:04.924	36.312	254.1	33:00.362	14	2	2:27.339 P	39.731	1:05.178	42.430	260.2	32:59.904
15	2	2:27.733 P	40.126	1:05.351	42.256	252.9	35:28.095	15	1	3:30.598	1:48.546	1:05.687	36.365	250.5	36:30.502
16	1	3:21.833	1:39.941	1:05.276	36.616	246.5	38:49.928	16	1	2:23.858	40.392	1:06.686	36.780	257.7	38:54.360
17	1	2:20.889	39.976	1:04.843	36.070	253.5	41:10.817	17	1	2:22.463	39.959	1:05.622	36.882	257.7	41:16.823
18	1	2:20.690	40.173	1:04.552	35.965	252.9	43:31.507	18	1	2:23.437	40.161	1:06.203	37.073	258.3	43:40.260
19	1	2:20.938	39.891	1:04.924	36.123	255.3	45:52.445	19	1	2:22.599	40.134	1:06.212	36.253	258.3	46:02.859
20	1	2:20.449	39.914	1:04.639	35.896	255.9	48:12.894	20	1	2:22.240	40.024	1:05.844	36.372	258.9	48:25.099
21	1	2:20.398	39.760	1:04.569	36.069	257.1	50:33.292	21	1	2:22.386	39.895	1:05.621	36.870	258.3	50:47.485
22	1	2:21.023	39.795	1:04.808	36.420	256.5	52:54.315	22	1	2:21.874	39.752	1:05.752	36.370	260.8	53:09.359
23	1	2:20.628	39.827	1:04.604	36.197	254.1	55:14.943	23	1	2:22.473	40.043	1:05.021	37.409	257.7	55:31.832
24	1	2:20.743	39.814	1:04.905	36.024	256.5	57:35.686	24	1	2:21.769	40.042	1:05.551	36.176	255.3	57:53.601
25	1	2:20.438	39.857	1:04.566	36.015	252.9	59:56.124	25	1	2:21.704	39.924	1:05.620	36.160	255.9	1:00:15.305
26	1	2:21.139	39.724	1:05.170	36.245	252.9	1:02:17.263	26	1	2:21.485	40.021	1:05.141	36.323	255.9	1:02:36.790

24							
Maciej Blazek							
Porsche 991 GT3 Cup gen 2							
CUPPA							
Mateusz Lisowski							
A&P Racing Team PTT Tech							
Lap	D	Time	Sector 1	Sector 2	Sector 3	T. Spd	Elapsed
1	1	2:41.766	50.816	1:12.236	38.714	248.2	2:41.766
2	1	2:32.440	42.855	1:10.856	38.729	248.2	5:14.206
3	1	2:31.861	42.920	1:10.297	38.644	248.2	7:46.067
4	1	2:31.818	42.880	1:10.151	38.787	247.7	10:17.885
5	1	2:31.574	42.861	1:10.157	38.556	247.7	12:49.459
6	1	2:32.078	42.929	1:10.350	38.799	247.1	15:21.537
7	1	2:31.989	42.728	1:10.528	38.733	246.5	17:53.526
8	1	2:31.865	42.632	1:10.418	38.815	246.5	20:25.391
9	1	2:33.229	42.917	1:10.991	39.321	246.0	22:58.620
10	1	2:40.155 P	43.215	1:11.492	45.448	244.3	25:38.775
11	2	3:48.654	2:02.521	1:08.206	37.927	248.8	29:27.429
12	2	2:28.324	41.822	1:08.636	37.866	248.8	31:55.753
13	2	2:29.331	42.336	1:09.129	37.866	250.0	34:25.084
14	2	2:28.634	41.936	1:08.636	38.062	248.2	36:53.718
15	2	2:29.817	41.906	1:09.551	38.360	250.0	39:23.535
16	2	2:28.715	41.486	1:09.179	38.050	251.1	41:52.250
17	2	2:28.717	41.485	1:08.747	38.485	251.7	44:20.967
18	2	2:28.600	41.671	1:09.087	37.842	251.1	46:49.567
19	2	2:29.415	42.047	1:09.042	38.326	248.2	49:18.982
20	2	2:29.185	41.900	1:09.090	38.195	250.5	51:48.167
21	2	2:30.964	42.121	1:10.293	38.550	246.0	54:19.131
22	2	2:29.777	42.199	1:09.217	38.361	246.0	56:48.908
23	2	2:29.561	42.089	1:09.296	38.176	247.1	59:18.469
24	2	2:30.031	42.020	1:09.634	38.377	247.7	1:01:48.500
25	2	2:30.565	42.128	1:09.788	38.649	248.2	1:04:19.065





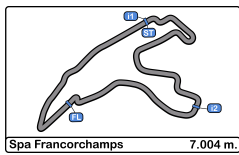
Spa Francorchamps
International GT Open
Race - 2
Lap Analysis



27		Marcio Mauro					Porsche 911 GT3 Cup gen 2					44		Eugenio Pisani				
CUPAM		Three Sixty Racing Team					CUPPA		Stefano Bozzoni			Eugenio Pisani						
Lap	D	Time	Sector 1	Sector 2	Sector 3	T. Spd	Elapsed	Lap	D	Time	Sector 1	Sector 2	Sector 3	T. Spd	Elapsed			
1		2:43.123	52.324	1:11.737	39.062	229.7	2:43.123	1	1	2:40.161	51.010	1:10.814	38.337	243.7	2:40.161			
2		2:34.386	43.510	1:11.016	39.860	243.2	5:17.509	2	1	2:31.335	43.508	1:09.756	38.071	242.6	5:11.496			
3		2:35.036	43.644	1:11.456	39.936	240.0	7:52.545	3	1	2:29.280	42.145	1:08.969	38.166	247.1	7:40.776			
4		2:35.216	43.925	1:11.595	39.696	238.9	10:27.761	4	1	2:29.292	42.103	1:08.998	38.191	247.7	10:10.068			
5		2:34.298	44.120	1:10.868	39.310	238.9	13:02.059	5	1	2:29.066	41.918	1:08.956	38.192	247.1	12:39.134			
6		2:33.660	43.628	1:10.737	39.295	236.8	15:35.719	6	1	2:29.219	42.028	1:08.951	38.240	248.8	15:08.353			
7		2:33.427	43.669	1:10.494	39.264	236.8	18:09.146	7	1	2:29.402	42.000	1:09.082	38.320	247.7	17:37.755			
8		2:33.331	43.478	1:10.810	39.043	239.4	20:42.477	8	1	2:29.670	42.157	1:09.163	38.350	247.1	20:07.425			
9		2:33.942	43.806	1:10.929	39.207	240.0	23:16.419	9	1	2:30.556	41.979	1:10.104	38.473	247.7	22:37.981			
10		2:34.239	43.639	1:10.828	39.772	242.6	25:50.658	10	1	2:30.545	42.399	1:09.758	38.388	247.1	25:08.526			
11		2:45.334 P	46.437	1:11.596	47.301	215.5	28:35.992	11	1	2:29.992	42.033	1:09.680	38.279	248.2	27:38.518			
12		4:01.875	2:11.364	1:11.203	39.308	208.0	32:37.867	12	1	2:30.994	42.405	1:09.744	38.845	248.2	30:09.512			
13		2:34.373	43.652	1:10.478	40.243	242.6	35:12.240	13	1	2:30.393	41.873	1:09.643	38.877	249.4	32:39.905			
14		2:33.642	43.584	1:10.664	39.394	241.6	37:45.882	14	1	2:41.269 P	42.454	1:10.862	47.953	247.1	35:21.174			
15		2:34.491	43.157	1:11.208	40.126	242.6	40:20.373	15	2	4:04.276	2:08.910	1:14.219	41.147	218.6	39:25.450			
16		2:34.187	43.928	1:10.700	39.559	239.4	42:54.560	16	2	2:42.167	45.297	1:14.889	41.981	233.2	42:07.617			
17		2:35.506	43.716	1:12.243	39.547	240.5	45:30.066	17	2	2:41.437	45.137	1:15.431	40.869	230.2	44:49.054			
18		2:36.343	44.180	1:12.159	40.004	198.5	48:06.409	18	2	2:39.523	44.387	1:14.427	40.709	231.2	47:28.577			
19		2:36.485	43.484	1:12.567	40.434	241.6	50:42.894	19	2	2:39.318	44.156	1:14.445	40.717	221.7	50:07.895			
20		2:36.710	43.734	1:13.074	39.902	243.7	53:19.604	20	2	2:42.922	44.964	1:16.565	41.393	220.4	52:50.817			
21		2:38.699	43.911	1:15.054	39.734	239.4	55:58.303	21	2	2:41.984	44.287	1:16.097	41.600	225.9	55:32.801			
22		2:35.234	43.814	1:11.971	39.449	240.5	58:33.537	22	2	2:44.276	44.916	1:16.137	43.223	229.7	58:17.077			
23		2:35.406	43.809	1:12.309	39.288	238.9	1:01:08.943	23	2	2:41.384	45.568	1:15.043	40.773	217.7	1:00:58.461			
24		2:34.707	43.820	1:11.446	39.441	236.8	1:03:43.650	24	2	2:41.450	44.780	1:15.244	41.426	239.4	1:03:39.911			

32		Fernando Fortes					Porsche 911 GT3 Cup gen 2					47		Alexander Moiseev				
CUPAM		Three Sixty Racing Team					PROAM		Loris Spinelli			AKM Motorsport						
Lap	D	Time	Sector 1	Sector 2	Sector 3	T. Spd	Elapsed	Lap	D	Time	Sector 1	Sector 2	Sector 3	T. Spd	Elapsed			
1		2:39.921	50.559	1:10.894	38.468	240.5	2:39.921	1	2	2:23.774	41.995	1:05.805	35.974	250.0	2:23.774			
2		2:33.443	43.792	1:10.666	38.985	242.6	5:13.364	2	2	2:22.185	40.792	1:05.769	35.624	254.7	4:45.959			
3		2:31.418	42.974	1:09.766	38.678	244.8	7:44.782	3	2	2:20.978	39.968	1:05.317	35.693	258.9	7:06.937			
4		2:31.367	42.843	1:09.764	38.760	244.8	10:16.149	4	2	2:20.574	39.544	1:05.061	35.969	258.3	9:27.511			
5		2:30.695	42.704	1:09.262	38.729	244.8	12:46.844	5	2	2:20.232	39.502	1:05.060	35.670	261.5	11:47.743			
6		2:30.663	42.575	1:09.577	38.511	245.4	15:17.507	6	2	2:20.679	39.616	1:05.039	36.024	259.6	14:08.422			
7		2:31.847	42.785	1:09.940	39.122	245.4	17:49.354	7	2	2:21.152	39.565	1:05.814	35.773	262.7	16:29.574			
8		2:31.556	42.869	1:09.805	38.882	244.3	20:20.910	8	2	2:20.719	39.463	1:05.470	35.786	259.6	18:50.293			
9		2:32.011	42.876	1:09.959	39.176	244.8	22:52.921	9	2	2:20.522	39.669	1:05.068	35.785	257.7	21:10.815			
10		2:38.988 P	43.083	1:10.013	45.892	244.3	25:31.909	10	2	2:20.523	39.721	1:04.963	35.839	258.9	23:31.338			
11		4:03.528	2:13.832	1:10.528	39.168	242.6	29:35.437	11	2	2:20.329	39.610	1:05.034	35.685	260.8	25:51.667			
12		2:32.359	42.782	1:10.400	39.177	244.8	32:07.796	12	2	2:20.885	39.507	1:05.253	36.125	259.6	28:12.552			
13		2:34.916	42.997	1:11.333	40.586	243.2	34:42.712	13	2	2:20.659	39.596	1:05.081	35.982	260.2	30:33.211			
14		2:32.799	42.892	1:10.657	39.250	243.7	37:15.511	14	2	2:20.789	39.649	1:05.086	36.054	263.4	32:54.000			
15		2:34.399	43.185	1:11.281	39.933	242.6	39:49.910	15	2	2:27.491 P	39.778	1:04.892	42.821	258.9	35:21.491			
16		2:33.904	43.160	1:11.250	39.494	243.7	42:23.814	16	1	3:34.616	1:49.453	1:08.256	36.907	252.3	38:56.107			
17		2:34.337	43.034	1:11.258	40.045	244.8	44:58.151	17	1	2:23.826	40.049	1:06.289	37.488	256.5	41:19.933			
18		2:32.649	42.814	1:10.818	39.017	245.4	47:30.800	18	1	2:24.047	39.704	1:07.449	36.894	258.3	43:43.980			
19		2:33.745	42.818	1:11.502	39.425	237.3	50:04.545	19	1	2:22.997	40.072	1:06.097	36.828	258.3	46:06.977			
20		2:33.272	42.822	1:11.240	39.210	245.4	52:37.817	20	1	2:23.743	39.775	1:06.054	37.914	258.9	48:30.720			
21		2:33.331	42.673	1:10.993	39.665	245.4	55:11.148	21	1	2:28.531	39.977	1:06.053	42.501	258.3	50:59.251			
22		2:35.417	42.838	1:13.242	39.337	219.0	57:46.565	22	1	2:25.101	41.242	1:06.797	37.062	254.7	53:24.352			
23		2:34.901	43.639	1:11.954	39.308	240.5	1:00:21.466	23	1	2:23.591	40.250	1:05.885	37.456	256.5	55:47.943			
24		2:34.909	42.913	1:10.867	41.129	243.7	1:02:56.375	24	1	2:25.693	40.134	1:07.897	37.662	255.9	58:13.636			
								25	1	2:24.284	40.117	1:07.362	36.805	257.7	1:00:37.920			
								26	1	2:27.997	40.116	1:08.616	39.265	256.5	1:03:05.917			





Spa Francorchamps
International GT Open
Race - 2
Lap Analysis



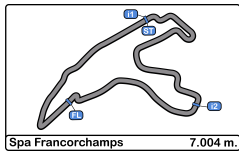
50	Filip Teunkens CUPPA	Porsche 992 GT3 Cup	54	Jan Laurysse CUPPA	Porsche 992 GT3 Cup
	Jaap Van Lagen	Q1 by EMG Motorsport		Bas Schouten	Q1 by EMG Motorsport

Lap	D	Time	Sector 1	Sector 2	Sector 3	T. Spd	Elapsed	Lap	D	Time	Sector 1	Sector 2	Sector 3	T. Spd	Elapsed
1	2	2:33.547	47.170	1:08.706	37.671	247.1	2:33.547	1	2	2:34.375	47.772	1:08.925	37.678	248.2	2:34.375
2	2	2:27.192	41.320	1:08.526	37.346	251.1	5:00.739	2	2	2:27.795	41.687	1:08.296	37.812	247.7	5:02.170
3	2	2:25.861	41.211	1:07.346	37.304	250.5	7:26.600	3	2	2:27.874	41.974	1:08.108	37.792	246.5	7:30.044
4	2	2:26.245	41.141	1:07.674	37.430	250.0	9:52.845	4	2	2:27.214	41.686	1:07.746	37.782	247.1	9:57.258
5	2	2:25.581	41.300	1:07.170	37.111	248.8	12:18.426	5	2	2:27.196	41.608	1:07.967	37.621	246.0	12:24.454
6	2	2:26.404	41.117	1:07.812	37.475	250.5	14:44.830	6	2	2:27.509	41.671	1:07.933	37.905	247.1	14:51.963
7	2	2:25.845	41.123	1:07.292	37.430	250.0	17:10.675	7	2	2:27.610	41.895	1:07.800	37.915	245.4	17:19.573
8	2	2:26.403	41.279	1:07.599	37.525	247.7	19:37.078	8	2	2:27.553	41.870	1:07.810	37.873	243.7	19:47.126
9	2	2:26.318	41.258	1:07.439	37.621	248.2	22:03.396	9	2	2:27.087	41.600	1:07.798	37.689	245.4	22:14.213
10	2	2:26.406	41.172	1:07.742	37.492	248.8	24:29.802	10	2	2:34.066 P	41.759	1:08.246	44.061	246.5	24:48.279
11	2	2:26.252	41.314	1:07.392	37.546	249.4	26:56.054	11	1	3:56.156	2:09.431	1:08.619	38.106	242.6	28:44.435
12	2	2:26.974	41.484	1:07.838	37.652	247.1	29:23.028	12	1	2:29.626	42.000	1:08.884	38.742	243.2	31:14.061
13	2	2:26.680	41.204	1:07.951	37.525	250.5	31:49.708	13	1	2:29.270	42.285	1:08.792	38.193	244.8	33:43.331
14	2	2:34.858 P	41.696	1:07.731	45.431	247.1	34:24.566	14	1	2:29.078	42.081	1:08.775	38.222	243.7	36:12.409
15	1	5:40.143	2:37.150	1:10.910	1:52.083	241.6	40:04.709	15	1	2:30.037	42.170	1:09.604	38.263	243.7	38:42.446
16	1	2:35.177	44.278	1:11.478	39.421	242.1	42:39.886	16	1	2:30.541	42.121	1:08.988	39.432	244.8	41:12.987
17	1	2:33.787	43.350	1:11.083	39.354	243.2	45:13.673	17	1	2:32.854	42.895	1:10.837	39.122	244.3	43:45.841
18	1	2:34.326	43.141	1:11.635	39.550	244.3	47:47.999	18	1	2:30.219	42.280	1:09.495	38.444	247.7	46:16.060
19	1	2:34.666	42.827	1:12.093	39.746	245.4	50:22.665	19	1	2:30.682	41.933	1:09.509	39.240	246.5	48:46.742
20	1	2:34.114	42.882	1:11.623	39.609	246.0	52:56.779	20	1	2:29.496	41.828	1:09.163	38.505	248.2	51:16.238
21	1	2:36.226	43.192	1:12.591	40.443	220.4	55:33.005	21	1	2:29.202	41.991	1:09.037	38.174	246.5	53:45.440
22	1	2:35.994	43.136	1:12.731	40.127	243.7	58:08.999	22	1	2:30.534	42.413	1:09.475	38.646	243.2	56:15.974
23	1	2:37.352	43.539	1:13.660	40.153	240.5	1:00:46.351	23	1	2:31.101	42.285	1:10.475	38.341	243.7	58:47.075
24	1	2:38.021	43.770	1:13.354	40.897	242.1	1:03:24.372	24	1	2:30.183	42.323	1:09.604	38.256	244.3	1:01:17.258
								25	1	2:31.315	42.313	1:09.974	39.028	244.3	1:03:48.573

53	Nicolas Vandierendonck CUPAM	Porsche 992 GT3 Cup	63	Michele Beretta PRO	Lamborghini Huracan GT3 EVO
	Dirk Schouten	Q1 by EMG Motorsport		Frederik Schandorff	Vincenzo Sospiri Racing

Lap	D	Time	Sector 1	Sector 2	Sector 3	T. Spd	Elapsed	Lap	D	Time	Sector 1	Sector 2	Sector 3	T. Spd	Elapsed
1	2	2:36.530	48.254	1:10.090	38.186	247.1	2:36.530	1	1	2:25.483	42.132	1:07.445	35.906	240.0	2:25.483
2	2	2:29.189	41.969	1:09.249	37.971	247.1	5:05.719	2	1	2:22.084	39.894	1:06.277	35.913	258.9	4:47.567
3	2	2:27.809	41.750	1:08.471	37.588	246.5	7:33.528	3	1	2:21.031	39.717	1:05.470	35.844	260.2	7:08.598
4	2	2:27.449	41.690	1:08.179	37.580	246.5	10:00.977	4	1	2:20.784	39.548	1:05.462	35.774	262.1	9:29.382
5	2	2:27.060	41.585	1:08.005	37.470	246.5	12:28.037	5	1	2:20.687	39.583	1:05.133	35.971	260.8	11:50.069
6	2	2:27.096	41.577	1:07.955	37.564	247.7	14:55.133	6	1	2:20.317	39.466	1:04.990	35.861	261.5	14:10.386
7	2	2:26.891	41.689	1:07.876	37.326	246.5	17:22.024	7	1	2:20.764	39.596	1:05.380	35.788	259.6	16:31.150
8	2	2:27.145	41.349	1:08.116	37.680	247.7	19:49.169	8	1	2:20.697	39.645	1:05.253	35.799	259.6	18:51.847
9	2	2:27.087	41.342	1:08.138	37.607	247.7	22:16.256	9	1	2:20.678	39.649	1:05.238	35.791	258.9	21:12.525
10	2	2:27.134	41.363	1:08.213	37.558	248.2	24:43.390	10	1	2:20.559	39.529	1:05.253	35.777	260.2	23:33.084
11	2	2:28.211	41.700	1:08.744	37.767	247.1	27:11.601	11	1	2:26.676 P	39.447	1:05.288	41.941	260.8	25:59.760
12	2	2:28.790	41.689	1:08.847	38.254	247.1	29:40.391	12	2	3:19.172	1:38.976	1:04.455	35.741	255.3	29:18.932
13	2	2:28.766	41.955	1:08.778	38.033	247.7	32:09.157	13	2	2:18.607	39.647	1:03.349	35.611	255.3	31:37.539
14	2	2:35.805 P	42.022	1:09.749	44.034	247.1	34:44.962	14	2	2:18.915	39.522	1:03.643	35.750	255.3	33:56.454
15	1	4:15.889	2:23.468	1:12.351	40.070	211.3	39:00.851	15	2	2:18.971	39.482	1:03.940	35.549	256.5	36:15.425
16	1	2:32.093	43.293	1:09.543	39.257	243.2	41:32.944	16	2	2:20.096	39.563	1:04.692	35.841	259.6	38:35.521
17	1	2:31.622	43.000	1:09.413	39.209	242.1	44:04.566	17	2	2:19.169	39.470	1:03.949	35.750	256.5	40:54.690
18	1	2:30.645	42.943	1:09.195	38.507	243.7	46:35.211	18	2	2:19.775	39.666	1:04.288	35.821	255.9	43:14.465
19	1	2:30.422	42.409	1:09.635	38.378	244.8	49:05.633	19	2	2:20.110	39.821	1:04.488	35.801	258.9	45:34.575
20	1	2:30.559	42.599	1:09.182	38.778	245.4	51:36.192	20	2	2:19.937	39.655	1:04.441	35.841	258.3	47:54.512
21	1	2:31.169	42.790	1:09.651	38.728	245.4	54:07.361	21	2	2:19.950	39.531	1:04.680	35.739	260.2	50:14.462
22	1	2:31.049	42.902	1:09.395	38.752	242.1	56:38.410	22	2	2:20.947	39.518	1:05.071	36.358	262.7	52:35.409
23	1	2:31.956	42.801	1:10.273	38.882	240.5	59:10.366	23	2	2:19.910	39.581	1:04.266	36.063	256.5	54:55.319
24	1	2:31.003	42.709	1:09.624	38.670	242.1	1:01:41.369	24	2	2:22.594	39.782	1:05.609	37.203	256.5	57:17.913
25	1	2:31.999	42.654	1:10.104	39.241	242.6	1:04:13.368	25	2	2:22.417	40.360	1:05.652	36.405	253.5	59:40.330
								26	2	2:22.866	39.952	1:06.554	36.360	257.1	1:02:03.196





Spa Francorchamps
International GT Open
Race - 2
Lap Analysis



77

Al Faisal Al Zubair

Porsche 911 GT3-R II 2019

88

Patryk Krupinski

McLaren 720 S GT3

PRO Andy Soucek Lechner Racing PROAM Christian Klien JP Motorsport

Lap	D	Time	Sector 1	Sector 2	Sector 3	T. Spd	Elapsed	Lap	D	Time	Sector 1	Sector 2	Sector 3	T. Spd	Elapsed
1	1	2:27.641	42.986	1:08.263	36.392	256.5	2:27.641	1	1	2:28.215	43.249	1:08.542	36.424	243.2	2:28.215
2	1	2:22.663	40.289	1:06.085	36.289	256.5	4:50.304	2	1	2:22.793	39.773	1:06.798	36.222	263.4	4:51.008
3	1	2:22.258	40.325	1:05.729	36.204	256.5	7:12.562	3	1	2:22.529	39.803	1:06.671	36.055	263.4	7:13.537
4	1	2:21.671	40.105	1:05.580	35.986	257.7	9:34.233	4	1	2:22.786	39.778	1:06.416	36.592	263.4	9:36.323
5	1	2:21.202	40.081	1:05.196	35.925	255.9	11:55.435	5	1	2:22.161	39.587	1:06.200	36.374	264.7	11:58.484
6	1	2:20.966	39.959	1:04.948	36.059	255.3	14:16.401	6	1	2:23.495	39.714	1:07.389	36.392	265.3	14:21.979
7	1	2:20.949	39.941	1:05.094	35.914	255.9	16:37.350	7	1	2:22.214	39.548	1:06.421	36.245	266.6	16:44.193
8	1	2:20.451	39.872	1:05.004	35.575	254.1	18:57.801	8	1	2:21.734	39.382	1:05.928	36.424	264.7	19:05.927
9	1	2:20.309	39.704	1:04.765	35.840	254.7	21:18.110	9	1	2:22.465	40.064	1:06.202	36.199	262.1	21:28.392
10	1	2:20.421	39.835	1:04.644	35.942	255.9	23:38.531	10	1	2:21.451	39.761	1:05.728	35.962	262.7	23:49.843
11	1	2:20.412	39.821	1:04.801	35.790	256.5	25:58.943	11	1	2:28.993 P	39.702	1:06.296	42.995	263.4	26:18.836
12	1	2:27.790 P	40.032	1:05.256	42.502	257.1	28:26.733	12	2	3:19.883	1:39.174	1:04.741	35.968	260.2	29:38.719
13	2	3:29.682	1:49.620	1:04.411	35.651	253.5	31:56.415	13	2	2:20.859	40.524	1:04.947	35.388	260.2	31:59.578
14	2	2:20.567	39.756	1:04.772	36.039	255.3	34:16.982	14	2	2:19.321	39.255	1:04.587	35.479	264.7	34:18.899
15	2	2:20.568	39.595	1:04.729	36.244	255.3	36:37.550	15	2	2:19.351	39.256	1:04.508	35.587	262.7	36:38.250
16	2	2:20.101	39.601	1:04.843	35.657	255.9	38:57.651	16	2	2:19.931	39.198	1:05.058	35.675	264.0	38:58.181
17	2	2:21.664	39.395	1:05.712	36.557	258.9	41:19.315	17	2	2:21.920	39.264	1:05.641	37.015	264.7	41:20.101
18	2	2:20.211	39.436	1:04.982	35.793	257.7	43:39.526	18	2	2:20.559	39.469	1:05.216	35.874	262.7	43:40.660
19	2	2:19.327	39.407	1:04.448	35.472	258.3	45:58.853	19	2	2:20.066	39.652	1:04.769	35.645	264.0	46:00.726
20	2	2:19.583	39.518	1:04.599	35.466	258.9	48:18.436	20	2	2:19.977	39.351	1:05.110	35.516	264.0	48:20.703
21	2	2:20.771	39.500	1:04.912	36.359	258.9	50:39.207	21	2	2:20.484	39.083	1:04.812	36.589	266.6	50:41.187
22	2	2:19.947	39.516	1:04.758	35.673	258.3	52:59.154	22	2	2:19.349	39.206	1:04.554	35.589	265.3	53:00.536
23	2	2:20.148	39.718	1:04.834	35.596	255.9	55:19.302	23	2	2:19.873	39.231	1:04.889	35.753	264.7	55:20.409
24	2	2:20.061	39.499	1:04.924	35.638	254.7	57:39.363	24	2	2:20.096	39.233	1:05.276	35.587	263.4	57:40.505
25	2	2:20.360	39.626	1:05.058	35.676	254.1	59:59.723	25	2	2:19.946	39.293	1:05.001	35.652	264.0	1:00:00.451
26	2	2:20.345	39.527	1:05.089	35.729	254.7	1:02:20.068	26	2	2:20.415	39.220	1:05.282	35.913	263.4	1:02:20.866





Spa Francorchamps
International GT Open
Race - 2
Lap Analysis



97

Michael Dinan

Aston Martin GT3 AMR MY2019

PRO

Robby Foley

TF Sport

Lap	D	Time	Sector 1	Sector 2	Sector 3	T. Spd	Elapsed
1	2	2:24.606	41.930	1:06.746	35.930	247.7	2:24.606
2	2	2:22.029	40.045	1:06.363	35.621	252.9	4:46.635
3	2	2:21.241	39.899	1:05.597	35.745	257.7	7:07.876
4	2	2:20.735	39.902	1:04.966	35.867	258.3	9:28.611
5	2	2:20.471	39.732	1:04.951	35.788	257.1	11:49.082
6	2	2:20.434	39.806	1:04.829	35.799	258.3	14:09.516
7	2	2:20.867	39.884	1:04.996	35.987	257.1	16:30.383
8	2	2:20.676	39.805	1:04.996	35.875	257.7	18:51.059
9	2	2:20.785	39.939	1:05.049	35.797	257.1	21:11.844
10	2	2:20.507	39.819	1:04.900	35.788	255.9	23:32.351
11	2	2:20.500	39.846	1:04.859	35.795	255.9	25:52.851
12	2	2:21.171	40.126	1:05.146	35.899	259.6	28:14.022
13	2	2:20.775	39.822	1:05.033	35.920	258.9	30:34.797
14	2	2:20.750	39.713	1:05.081	35.956	255.9	32:55.547
15	2	2:27.757 P	39.733	1:05.379	42.645	257.7	35:23.304
16	1	3:27.192	1:44.888	1:05.772	36.532	257.1	38:50.496
17	1	2:21.755	39.857	1:05.095	36.803	259.6	41:12.251
18	1	2:20.241	39.916	1:04.384	35.941	258.3	43:32.492
19	1	2:20.783	39.902	1:04.991	35.890	260.2	45:53.275
20	1	2:20.683	39.668	1:05.072	35.943	260.8	48:13.958
21	1	2:52.750 P	39.351	1:05.469	1:07.930	262.7	51:06.708
22	1	2:52.095	1:10.864	1:05.053	36.178	253.5	53:58.803
23	1	2:21.463	39.671	1:05.616	36.176	256.5	56:20.266
24	1	2:20.828	39.660	1:05.119	36.049	259.6	58:41.094
25	1	2:21.284	39.448	1:05.730	36.106	256.5	1:01:02.378
26	1	2:20.977	39.672	1:05.227	36.078	257.1	1:03:23.355

100

Jakub Dwernicki

Porsche 911 GT3 Cup gen 2

CUPPA

Jan Antoszewski

Alda Motorsport

Lap	D	Time	Sector 1	Sector 2	Sector 3	T. Spd	Elapsed
1	2	2:36.842	48.734	1:10.160	37.948	248.2	2:36.842
2	2	2:29.594	42.343	1:09.274	37.977	248.8	5:06.436
3	2	2:28.713	42.053	1:08.949	37.711	248.8	7:35.149
4	2	2:29.188	42.019	1:08.963	38.206	247.7	10:04.337
5	2	2:29.154	42.305	1:08.748	38.101	246.5	12:33.491
6	2	2:29.770	42.292	1:09.211	38.267	246.5	15:03.261
7	2	2:29.474	42.185	1:08.982	38.307	246.5	17:32.735
8	2	2:29.775	42.310	1:09.032	38.433	245.4	20:02.510
9	2	2:29.696	42.083	1:09.292	38.321	246.5	22:32.206
10	2	2:30.050	42.187	1:09.555	38.308	247.1	25:02.256
11	2	2:29.914	42.250	1:09.529	38.135	245.4	27:32.170
12	2	2:30.510	42.444	1:09.601	38.465	244.8	30:02.680
13	2	2:37.125 P	42.350	1:10.333	44.442	247.1	32:39.805
14	1	4:01.842	2:09.452	1:12.144	40.246	236.8	36:41.647
15	1	2:33.541	43.734	1:10.622	39.185	243.7	39:15.188
16	1	2:32.874	42.920	1:10.677	39.277	243.7	41:48.062
17	1	2:32.699	42.885	1:10.479	39.335	245.4	44:20.761
18	1	2:32.285	42.973	1:10.397	38.915	248.2	46:53.046
19	1	2:31.884	42.773	1:10.439	38.672	246.0	49:24.930
20	1	2:32.570	42.456	1:10.699	39.415	243.7	51:57.500
21	1	2:31.670	42.540	1:10.101	39.029	246.0	54:29.170
22	1	2:32.543	42.743	1:10.588	39.212	243.2	57:01.713
23	1	2:33.413	42.806	1:11.018	39.589	243.7	59:35.126
24	1	2:35.091	43.109	1:12.446	39.536	243.2	1:02:10.217



CIRCUIT DE SPA
FRANCORCHAMPS





Spa Francorchamps
International GT Open
Race - 2



Analysis by Lap

Num	Lap Time	Gap
Lap 1		
22	2:23.206	
47	2:23.774	00.568
97	2:24.606	01.400
63	2:25.483	02.277
19	2:26.006	02.800
11	2:27.150	03.944
77	2:27.641	04.435
88	2:28.215	05.009
7	2:28.773	05.567
14	2:29.641	06.435
17	2:29.994	06.788
8	2:32.917	09.711
50	2:33.547	10.341
54	2:34.375	11.169
53	2:36.530	13.324
100	2:36.842	13.636
32	2:39.921	16.715
44	2:40.161	16.955
24	2:41.766	18.560
27	2:43.123	19.917
Num	Lap Time	Gap
Lap 2		
22	2:22.410	
47	2:22.185	00.343
97	2:22.029	01.019
63	2:22.084	01.951
19	2:22.015	02.405
11	2:22.941	04.475
77	2:22.663	04.688
88	2:22.793	05.392
7	2:23.011	06.168
14	2:23.483	07.508
17	2:23.479	07.857
8	2:26.320	13.621
50	2:27.192	15.123
54	2:27.795	16.554
53	2:29.189	20.103
100	2:29.594	20.820
44	2:31.335	25.880
32	2:33.443	27.748
24	2:32.440	28.590
27	2:34.386	31.893
Num	Lap Time	Gap
Lap 3		
22	2:20.838	
47	2:20.978	00.483
97	2:21.241	01.422
63	2:21.031	02.144
19	2:21.396	02.963
11	2:22.200	05.837
77	2:22.258	06.108
88	2:22.529	07.083
7	2:22.162	07.492
14	2:22.224	08.894
17	2:22.439	09.458

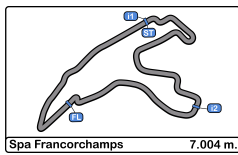
Num	Lap Time	Gap
8	2:25.182	17.965
50	2:25.861	20.146
54	2:27.874	23.590
53	2:27.809	27.074
100	2:28.713	28.695
44	2:29.280	34.322
32	2:31.418	38.328
24	2:31.861	39.613
27	2:35.036	46.091
Num	Lap Time	Gap
Lap 4		
22	2:20.580	
47	2:20.574	00.477
97	2:20.735	01.577
63	2:20.784	02.348
19	2:21.337	03.720
77	2:21.671	07.199
11	2:23.446	08.703
88	2:22.786	09.289
7	2:22.736	09.648
14	2:21.977	10.291
17	2:22.101	10.979
8	2:25.429	22.814
50	2:26.245	25.811
54	2:27.214	30.224
53	2:27.449	33.943
100	2:29.188	37.303
44	2:29.292	43.034
32	2:31.367	49.115
24	2:31.818	50.851
27	2:35.216	1:00.727
Num	Lap Time	Gap
Lap 5		
22	2:20.180	
47	2:20.232	00.529
97	2:20.471	01.868
63	2:20.687	02.855
19	2:20.970	04.510
77	2:21.202	08.221
11	2:22.269	10.792
88	2:22.161	11.270
7	2:22.215	11.683
14	2:22.134	12.245
17	2:22.219	13.018
8	2:24.564	27.198
50	2:25.581	31.212
54	2:27.196	37.240
53	2:27.060	40.823
100	2:29.154	46.277
44	2:29.066	51.920
32	2:30.695	59.630
24	2:31.574	1:02.245
27	2:34.298	1:14.845
Num	Lap Time	Gap
Lap 6		
22	2:20.914	

Num	Lap Time	Gap
47	2:20.679	00.294
97	2:20.434	01.388
63	2:20.317	02.258
19	2:20.433	04.029
77	2:20.966	08.273
11	2:22.865	12.743
7	2:22.343	13.112
88	2:23.495	13.851
14	2:23.088	14.419
17	2:22.722	14.826
8	2:24.992	31.276
50	2:26.404	36.702
54	2:27.509	43.835
53	2:27.096	47.005
100	2:29.770	55.133
44	2:29.219	1:00.225
32	2:30.663	1:09.379
24	2:32.078	1:13.409
27	2:33.660	1:27.591
Num	Lap Time	Gap
Lap 7		
22	2:21.149	
47	2:21.152	00.297
97	2:20.867	01.106
63	2:20.764	01.873
19	2:20.750	03.630
77	2:20.949	08.073
11	2:21.145	12.739
7	2:22.156	14.119
88	2:22.214	14.916
14	2:22.013	15.283
17	2:22.171	15.848
8	2:24.435	34.562
50	2:25.845	41.398
54	2:27.610	50.296
53	2:26.891	52.747
100	2:29.474	1:03.458
44	2:29.402	1:08.478
32	2:31.847	1:20.077
24	2:31.989	1:24.249
27	2:33.427	1:39.869
Num	Lap Time	Gap
Lap 8		
22	2:20.643	
47	2:20.719	00.373
97	2:20.676	01.139
63	2:20.697	01.927
19	2:20.666	03.653
77	2:20.451	07.881
11	2:22.170	14.266
7	2:22.409	15.885
88	2:21.734	16.007
14	2:22.028	16.668
17	2:23.002	18.207
8	2:23.976	37.895
50	2:26.403	47.158
54	2:27.553	57.206

Num	Lap Time	Gap
53	2:27.145	59.249
100	2:29.775	1:12.590
44	2:29.670	1:17.505
32	2:31.556	1:30.990
24	2:31.865	1:35.471
27	2:33.331	1:52.557
Num	Lap Time	Gap
Lap 9		
22	2:20.443	
47	2:20.522	00.452
97	2:20.785	01.481
63	2:20.678	02.162
19	2:20.849	04.059
77	2:20.309	07.747
11	2:21.870	15.693
88	2:22.465	18.029
14	2:22.272	18.497
7	2:23.829	19.271
17	2:22.515	20.279
8	2:23.535	40.987
50	2:26.318	53.033
54	2:27.087	1:03.850
53	2:27.087	1:05.893
100	2:29.696	1:21.843
44	2:30.556	1:27.618
32	2:32.011	1:42.558
24	2:33.229	1:48.257
27	2:33.942	2:06.056
Num	Lap Time	Gap
Lap 10		
22	2:20.510	
47	2:20.523	00.465
97	2:20.507	01.478
63	2:20.559	02.211
19	2:21.167	04.716
77	2:20.421	07.658
11	2:22.103	17.286
88	2:21.451	18.970
14	2:21.603	19.590
7	2:22.029	20.790
17	2:22.524	22.293
8	2:23.079	43.556
50	2:26.406	58.929
53	2:27.134	1:12.517
54	2:34.066	1:17.406
100	2:30.050	1:31.383
44	2:30.545	1:37.653
32	2:38.988	2:01.036
24	2:40.155	2:07.902
27	2:34.239	2:19.785
Num	Lap Time	Gap
Lap 11		
22	2:20.512	
47	2:20.329	00.282
97	2:20.500	01.466
19	2:21.048	05.252

Num	Lap Time	Gap
77	2:20.412	07.558
63	2:26.676	08.375
11	2:27.750	24.524
88	2:28.993	27.451
14	2:29.302	28.380
7	2:29.142	29.420
17	2:29.007	30.788
8	2:23.509	46.553
50	2:26.252	1:04.669
53	2:28.211	1:20.216
100	2:29.914	1:40.785
44	2:29.992	1:47.133
Num	Lap Time	Gap
Lap 12		
22	2:20.514	
47	2:20.885	00.653
97	2:21.171	02.123
19	2:21.264	06.002
77	2:27.790	14.834
27	2:45.334	1 Lap
54	3:56.156	1 Lap
8	2:31.870	57.909
63	3:19.172	1:07.033
50	2:26.974	1:11.129
24	3:48.654	1 Lap
32	4:03.528	1 Lap
88	3:19.883	1:26.820
11	3:22.863	1:26.873
53	2:28.790	1:28.492
14	3:29.383	1:37.249
7	3:41.064	1:49.970
100	2:30.510	1:50.781
17	3:42.631	1:52.905
44	2:30.994	1:57.613
Num	Lap Time	Gap
Lap 13		
22	2:20.666	
47	2:20.659	00.646
97	2:20.775	02.232
19	2:21.176	06.512
54	2:29.626	1 Lap
63	2:18.607	1:04.974
50	2:26.680	1:17.143
24	2:28.324	1 Lap
77	3:29.682	1:23.850
88	2:20.859	1:27.013
11	2:22.822	1:29.029
32	2:32.359	1 Lap
53	2:28.766	1:36.592
14	2:21.511	1:38.094
7	2:19.339	1:48.643
17	2:26.890	1:59.129
27	4:01.875	1 Lap
100	2:37.125	2:07.240
44	2:30.393	2:07.340
8	3:38.290	2:15.533





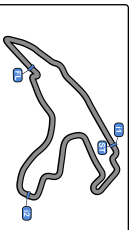
Spa Francorchamps
International GT Open
Race - 2



Analysis by Lap

Num	Lap Time	Gap	Num	Lap Time	Gap	Num	Lap Time	Gap	Num	Lap Time	Gap	Num	Lap Time	Gap
Lap 14			32	2:34.399	1 Lap	22	2:22.599	28.284	Lap 22			44	2:44.276	2 Laps
47	2:20.789		8	2:22.544	1:20.574	47	2:22.997	32.402	63	2:20.947		27	2:35.234	2 Laps
97	2:20.750	01.547	50	5:40.143	1 Lap	11	2:21.106	32.775	32	2:33.272	2 Laps	97	2:20.828	1:23.181
22	2:27.339	05.904	27	2:34.491	1 Lap	54	2:30.219	1 Lap	44	2:42.922	2 Laps	54	2:31.101	1 Lap
19	2:21.285	06.362	Num Lap Time Gap			14	2:20.627	48.047	19	2:21.023	18.906	8	2:24.010	1:46.408
54	2:29.270	1 Lap	Lap 17			7	2:20.683	48.645	50	2:34.114	2 Laps	53	2:31.956	1 Lap
63	2:18.915	1:02.454	63	2:19.169		53	2:30.645	1 Lap	77	2:19.947	23.745	24	2:29.561	1 Lap
77	2:20.567	1:22.982	19	2:20.889	16.127	24	2:28.600	1 Lap	88	2:19.349	25.127	100	2:33.413	1 Lap
88	2:19.321	1:24.899	97	2:21.755	17.561	100	2:32.285	1 Lap	22	2:21.874	33.950	Num Lap Time Gap		
11	2:20.271	1:27.865	54	2:30.541	1 Lap	8	2:22.773	1:30.327	11	2:20.860	36.416	Lap 25		
50	2:34.858	1:30.566	17	2:21.752	1 Lap	44	2:39.523	1 Lap	27	2:36.710	2 Laps	63	2:22.417	
24	2:29.331	1 Lap	22	2:22.463	22.133	32	2:32.649	1 Lap	47	2:25.101	48.943	17	2:21.962	2 Laps
14	2:24.734	1:41.393	77	2:21.664	24.625	50	2:34.326	1 Lap	14	2:21.011	50.955	19	2:20.438	15.794
7	2:20.326	1:47.534	47	2:23.826	25.243	Num Lap Time Gap			7	2:20.777	51.358	77	2:20.360	19.393
32	2:34.916	1 Lap	88	2:21.920	25.411	Lap 20			54	2:29.202	1 Lap	88	2:19.946	20.121
53	2:35.805	1:50.962	11	2:21.615	30.421	63	2:19.937		97	2:52.095	1:23.394	22	2:21.704	34.975
17	2:33.882	2:11.576	53	2:32.093	1 Lap	27	2:36.343	2 Laps	53	2:31.169	1 Lap	11	2:21.988	35.913
8	2:23.109	2:17.207	14	2:21.657	45.960	19	2:20.449	18.382	8	2:26.012	1:40.846	32	2:34.901	2 Laps
27	2:34.373	1 Lap	7	2:20.359	47.398	97	2:20.683	19.446	24	2:30.964	1 Lap	14	2:21.695	52.126
44	2:41.269	2:27.174	100	2:32.874	1 Lap	77	2:19.583	23.924	100	2:31.670	1 Lap	7	2:20.823	52.926
Num Lap Time Gap			24	2:28.715	1 Lap	88	2:19.977	26.191	Num Lap Time Gap			47	2:24.284	57.590
Lap 15			44	2:42.167	1 Lap	22	2:22.240	30.587	Lap 23			50	2:37.352	2 Laps
47	2:27.491		8	2:22.860	1:24.265	11	2:22.803	35.641	63	2:19.910		44	2:41.384	2 Laps
97	2:27.757	01.813	32	2:33.904	1 Lap	47	2:23.743	36.208	17	2:23.035	2 Laps	97	2:21.284	1:22.048
19	2:27.733	06.604	50	2:35.177	1 Lap	14	2:21.804	49.914	32	2:33.331	2 Laps	27	2:35.406	2 Laps
54	2:29.078	1 Lap	27	2:34.187	1 Lap	7	2:21.537	50.245	19	2:20.628	19.624	54	2:30.183	1 Lap
63	2:18.971	53.934	Num Lap Time Gap			54	2:30.682	1 Lap	77	2:20.148	23.983	8	2:25.365	1:49.356
22	3:30.598	1:09.011	Lap 18			53	2:30.422	1 Lap	88	2:19.873	25.090	53	2:31.003	1 Lap
77	2:20.568	1:16.059	63	2:19.775		17	3:10.802	1 Lap	22	2:22.473	36.513	24	2:30.031	1 Lap
88	2:19.351	1:16.759	19	2:20.690	17.042	24	2:29.415	1 Lap	44	2:41.984	2 Laps	Num Lap Time Gap		
100	4:01.842	1 Lap	97	2:20.241	18.027	100	2:31.884	1 Lap	50	2:36.226	2 Laps	Lap 26		
11	2:20.755	1:21.129	17	2:22.410	1 Lap	8	2:22.072	1:32.462	11	2:21.372	37.878	63	2:22.866	
24	2:28.634	1 Lap	77	2:20.211	25.061	32	2:33.745	1 Lap	47	2:23.591	52.624	17	2:23.251	2 Laps
14	2:21.707	1:35.609	22	2:23.437	25.795	44	2:39.318	1 Lap	14	2:22.086	53.131	100	2:35.091	2 Laps
7	2:20.208	1:40.251	88	2:20.559	26.195	Num Lap Time Gap			7	2:22.074	53.522	19	2:21.139	14.067
32	2:32.799	1 Lap	47	2:24.047	29.515	Lap 21			27	2:38.699	2 Laps	77	2:20.345	16.872
8	2:22.344	2:12.060	54	2:32.854	1 Lap	63	2:19.950		54	2:30.534	1 Lap	88	2:20.415	17.670
27	2:33.642	1 Lap	11	2:21.133	31.779	50	2:34.666	2 Laps	97	2:21.463	1:24.947	22	2:21.485	33.594
Num Lap Time Gap			14	2:21.345	47.530	19	2:20.398	18.830	53	2:31.049	1 Lap	11	2:21.099	34.146
Lap 16			7	2:20.449	48.072	77	2:20.771	24.745	8	2:24.056	1:44.992	14	2:22.595	51.855
63	2:20.096		53	2:31.622	1 Lap	88	2:20.484	26.725	24	2:29.777	1 Lap	7	2:21.977	52.037
54	2:30.037	1 Lap	100	2:32.699	1 Lap	27	2:36.485	2 Laps	100	2:32.543	1 Lap	32	2:34.909	2 Laps
19	3:21.833	14.407	24	2:28.717	1 Lap	22	2:22.386	33.023	Num Lap Time Gap			47	2:27.997	1:02.721
97	3:27.192	14.975	8	2:23.174	1:27.664	11	2:20.812	36.503	Lap 24			97	2:20.977	1:20.159
17	3:46.397	1 Lap	44	2:41.437	1 Lap	47	2:28.531	44.789	63	2:22.594		50	2:38.021	2 Laps
22	2:23.858	18.839	32	2:34.337	1 Lap	14	2:20.927	50.891	17	2:22.082	2 Laps	44	2:41.450	2 Laps
47	3:34.616	20.586	50	2:33.787	1 Lap	7	2:21.233	51.528	19	2:20.743	17.773	27	2:34.707	2 Laps
77	2:20.101	22.130	27	2:35.506	1 Lap	97	2:52.750	52.246	77	2:20.061	21.450	54	2:31.315	1 Lap
88	2:19.931	22.660	Num Lap Time Gap			54	2:29.496	1 Lap	88	2:20.096	22.592	8	2:28.098	1:54.588
53	4:15.889	1 Lap	Lap 19			53	2:30.559	1 Lap	32	2:35.417	2 Laps	53	2:31.999	1 Lap
11	2:20.876	27.975	63	2:20.110		24	2:29.185	1 Lap	22	2:21.769	35.688	24	2:30.565	1 Lap
100	2:33.541	1 Lap	19	2:20.938	17.870	8	2:23.269	1:35.781	11	2:21.058	36.342			
14	2:21.893	43.472	97	2:20.783	18.700	100	2:32.570	1 Lap	50	2:35.994	2 Laps			
7	2:19.987	46.208	17	2:21.659	1 Lap	17	3:25.755	1 Lap	14	2:22.311	52.848			
24	2:29.817	1 Lap	77	2:19.327	24.278				7	2:23.592	54.520			
44	4:04.276	1 Lap	88	2:20.066	26.151				47	2:25.693	55.723			





Spa Francorchamps

International GT Open

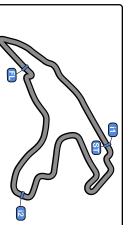
Race - 2

Best Sectors Results



Sector - 1			Sector - 2			Sector - 3			Ideal Lap vs Best Lap						
Class	No	Driver	Time	No	Driver	Time	No	Driver	Time	Class	No	Driver	Ideal Lap	Best Lap	Class
1	88	Krupinski - Klien	39.083	63	Beretta - Schandorff	1:03.349	88	Krupinski - Klien	35.388	1	63	Beretta - Schandorff	2:18.345	2:18.607	1
2	7	Irbe - Millroy	39.180	7	Irbe - Millroy	1:04.063	77	Al Zubair - Soucek	35.466	2	7	Irbe - Millroy	2:18.972	2:19.339	4
3	97	Dinan - Foley	39.351	97	Dinan - Foley	1:04.384	63	Beretta - Schandorff	35.549	3	88	Krupinski - Klien	2:18.979	2:19.321	2
4	77	Al Zubair - Soucek	39.395	77	Al Zubair - Soucek	1:04.411	97	Dinan - Foley	35.621	4	77	Al Zubair - Soucek	2:19.272	2:19.327	3
5	63	Beretta - Schandorff	39.447	19	Moulin - Nemoto	1:04.487	47	Moiseev - Spinelli	35.624	5	97	Dinan - Foley	2:19.356	2:20.241	7
6	47	Moiseev - Spinelli	39.463	88	Krupinski - Klien	1:04.508	22	Balle - Carroll	35.639	6	11	Reno Muller - Paverud	2:19.832	2:20.271	8
7	14	Scholz - Liebhauser	39.479	17	Mckansy - Seyffert	1:04.591	11	Reno Muller - Paverud	35.655	7	22	Balle - Carroll	2:19.854	2:20.180	5
8	11	Reno Muller - Paverud	39.482	11	Reno Muller - Paverud	1:04.695	7	Irbe - Millroy	35.729	8	47	Moiseev - Spinelli	2:19.979	2:20.232	6
9	22	Balle - Carroll	39.508	22	Balle - Carroll	1:04.707	14	Scholz - Liebhauser	35.875	9	19	Moulin - Nemoto	2:20.107	2:20.398	9
10	19	Moulin - Nemoto	39.724	47	Moiseev - Spinelli	1:04.892	19	Moulin - Nemoto	35.896	10	14	Scholz - Liebhauser	2:20.321	2:20.627	10
11	17	Mckansy - Seyffert	40.095	14	Scholz - Liebhauser	1:04.967	8	Giuseppe Cipriani	36.024	11	17	Mckansy - Seyffert	2:20.987	2:21.659	11
12	8	Giuseppe Cipriani	40.233	8	Giuseppe Cipriani	1:05.425	17	Mckansy - Seyffert	36.301	12	8	Giuseppe Cipriani	2:21.682	2:22.072	12
13	50	Teunkens - Van Lagen	41.117	50	Teunkens - Van Lagen	1:07.170	50	Teunkens - Van Lagen	37.111	13	50	Teunkens - Van Lagen	2:25.398	2:25.581	13
14	53	Vandierendonck - Schouten	41.342	54	Laurysen - Schouten	1:07.746	53	Vandierendonck - Schouten	37.326	14	53	Vandierendonck - Schouten	2:26.544	2:26.891	14
15	24	Blazek - Lisowski	41.485	53	Vandierendonck - Schouten	1:07.876	54	Laurysen - Schouten	37.621	15	54	Laurysen - Schouten	2:26.967	2:27.087	15
16	54	Laurysen - Schouten	41.600	24	Blazek - Lisowski	1:08.206	100	Dwernicki - Antoszewski	37.711	16	24	Blazek - Lisowski	2:27.533	2:28.324	16
17	44	Pisani - Bozzoni	41.873	100	Dwernicki - Antoszewski	1:08.748	24	Blazek - Lisowski	37.842	17	100	Dwernicki - Antoszewski	2:28.478	2:28.713	17
18	100	Dwernicki - Antoszewski	42.019	44	Pisani - Bozzoni	1:08.951	44	Pisani - Bozzoni	38.071	18	44	Pisani - Bozzoni	2:28.895	2:29.066	18
19	32	Fernando Fortes	42.575	32	Fernando Fortes	1:09.262	32	Fernando Fortes	38.468	19	32	Fernando Fortes	2:30.305	2:30.663	19
20	27	Marcio Mauro	43.157	27	Marcio Mauro	1:10.478	27	Marcio Mauro	39.043	20	27	Marcio Mauro	2:32.678	2:33.331	20





Spa Francorchamps

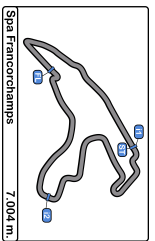
International GT Open

Race - 2

Leader Sequence

No	Entrant/Team	Nat	Driver 1	Nat	Driver 2	Nat	Vehicle	Cat	Start Lap	End Lap	Laps	Total Laps
22	Balle Motorsport		Shaun Balle		Adam Carroll		Audi R8 GT3 LMS 2019	PROAM	1	13	13	13
47	AKM Motorsport		Alexander Moiseev		Loris Spinelli		Mercedes AMG GT3 - 2020	PROAM	14	15	2	2
63	Vincenzo Sospiri Racing		Michele Beretta		Frederik Schandorff		Lamborghini Huracan GT3 EVO	PRO	16	26	11	11





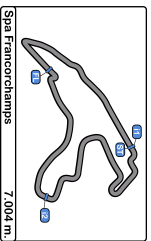
Spa Francorchamps
International GT Open



Race - 2
Best 5 Lap Times

Cl	No	Entrant/Team	Nat	Driver 1	Nat	Driver 2	Vehicle	Cat	Cl	Time	Best 1					Best 2					Best 3					Best 4					Best 5				
											Lap	Time	Lap	Time	Lap	Time	Lap	Time	Lap	Time	Lap	Time	Lap	Time	Lap	Time	Lap	Time	Lap	Time	Lap	Time	Lap	Time	
1	63	Vincenzo Sospiri Racing	ITA	Michèle Beretta	ITA	Frederik Schandorff	Lamborghini Huracan GT3 EVO	PRO	1	2:18.607	13	2:18.915	14	2:18.971	15	2:19.169	17	2:19.775	18																
2	88	JP Motorsport	POL	Patryk Krupinski	POL	Christian Klien	McLaren 720 S GT3	PROAM	1	2:19.321	14	2:19.349	22	2:19.351	15	2:19.873	23	2:19.981	16																
3	77	Lechner Racing	AUT	Al Faisal Al Zubair	OMN	Andy Soucek	Porsche 911 GT3-R II 2019	PRO	2	2:19.327	19	2:19.583	20	2:19.947	22	2:20.061	24	2:20.101	16																
4	7	Inception Racing	GBR	Brendan Irbe	USA	Ollie Millroy	McLaren 720 S GT3	PROAM	2	2:19.399	13	2:19.987	16	2:20.208	15	2:20.326	14	2:20.359	17																
5	22	Balte Motorsport	GBR	Shaun Balte	GBR	Adam Carroll	Audi R8 GT3 LMS 2019	PROAM	3	2:20.180	5	2:20.443	9	2:20.510	10	2:20.512	11	2:20.514	12																
6	47	AKM Motorsport	GBR	Alexander Moiseev	RUS	Loris Spinelli	Mercedes AMG GT3 - 2020	PROAM	4	2:20.282	5	2:20.329	11	2:20.522	9	2:20.523	10	2:20.574	4																
7	97	TF Sport	GBR	Michael Dihan	USA	Robby Foley	Aston Martin GT3 AMR Mk2019	PRO	3	2:20.241	18	2:20.434	6	2:20.471	5	2:20.500	11	2:20.507	10																
8	11	Reno Racing	DNK	Jens Reno Moller	DNK	Marcus Paverud	Honda NSX GT3 Evo	PROAM	5	2:20.271	14	2:20.755	15	2:20.812	21	2:20.880	22	2:20.876	16																
9	19	Vincenzo Sospiri Racing	ITA	Baptiste Moulin	BEL	Yuki Nemoto	Lamborghini Huracan GT3 EVO	PRO	4	2:20.398	21	2:20.433	6	2:20.438	25	2:20.449	20	2:20.628	23																
10	14	AKM Motorsport	SMR	Florian Schotze	DEU	Jens Liebhauser	Mercedes AMG GT3 - 2020	AM	1	2:20.627	19	2:20.927	21	2:21.011	22	2:21.345	18	2:21.511	13																
11	17	HP Racing International	ITA	Gerhard Tweraser	AUT	Jan Seyffert	Lamborghini Huracan GT3 EVO	PROAM	6	2:21.659	18	2:21.752	16	2:21.962	23	2:22.082	22	2:22.101	4																
12	8	Barone Rampante	ITA	Giuseppe Cipriani	ITA	Jaap Van Lagen	Lamborghini Huracan GT3 Cup	AM	2	2:22.072	20	2:22.344	15	2:22.544	16	2:22.773	19	2:22.860	17																
13	50	Q1 by EMG Motorsport	BEL	Filip Teunkens	BEL	Dirk Schouten	Porsche 992 GT3 Cup	CUPPA	1	2:25.581	5	2:25.845	7	2:25.861	3	2:26.245	4	2:26.252	11																
14	53	Q1 by EMG Motorsport	BEL	Nicoolas Vandierendonck	BEL	Bas Schouten	Porsche 992 GT3 Cup	CUPAM	1	2:26.891	7	2:27.060	5	2:27.087	9	2:27.096	6	2:27.553	8																
15	54	Q1 by EMG Motorsport	BEL	Jan Lauryssen	BEL	Mateusz Lisowski	Porsche 992 GT3 Cup	CUPPA	2	2:27.087	9	2:27.196	5	2:27.214	4	2:27.509	6	2:27.553	8																
16	24	A&P Racing Team PTT Tech Support	POL	Maciej Blazek	POL	Jan Antoszewski	Porsche 911 GT3 Cup gen 2	CUPPA	3	2:28.324	12	2:28.600	18	2:28.634	14	2:28.715	16	2:29.594	2																
17	100	Aida Motorsport	POL	Jakub Dwernicki	POL	Stefano Bozzoni	Porsche 911 GT3 Cup gen 1	CUPPA	4	2:28.713	3	2:29.154	5	2:29.188	4	2:29.474	7	2:29.594	2																
18	44	Eugenio Pisani	ITA	Eugenio Pisani	ITA		Porsche 911 GT3 Cup gen 1	CUPPA	5	2:29.066	5	2:29.219	6	2:29.280	3	2:29.292	4	2:29.402	7																
19	32	Three Sixty Racing Team	AND	Fernando Fortes	BRA		Porsche 911 GT3 Cup gen 2	CUPAM	2	2:30.663	6	2:30.695	5	2:31.367	4	2:31.418	3	2:31.566	8																
20	27	Three Sixty Racing Team	AND	Marcio Mauro	BRA		Porsche 911 GT3 Cup gen 2	CUPAM	3	2:33.331	8	2:33.427	7	2:33.642	14	2:33.660	6	2:33.942	9																



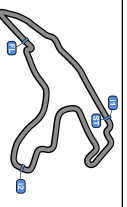


Spa Francorchamps
International GT Open
Race - 2
Best 5 Top Speeds



Cl	N°	Entrant/Team	Nat	Driver 1	Nat	Driver 2	Vehicle	Cat	Cl	Top 1					Top 2					Top 3					Top 4					Top 5					Avg
										Km/h	Lap	Km/h	Lap	Km/h	Lap	Km/h	Lap	Km/h	Lap	Km/h	Lap	Km/h	Lap	Km/h	Lap	Km/h	Lap	Km/h	Lap	Km/h	Lap	Km/h	Lap		
1	7	Inception Racing		Brendan Irbe		Olle Millroy	McLaren 720 S GT3	PROAM	1	266.6	22	265.3	17	265.3	20	265.3	23	264.7	2	265.4															
2	88	JP Motorsport		Patryk Krupinski		Christian Klien	McLaren 720 S GT3	PROAM	2	266.6	7	266.6	21	265.3	6	265.3	22	264.7	5	265.7															
3	11	Reno Racing		Jens Reno Møller		Marcus Payerud	Honda NSX GT3 Evo	PROAM	3	263.4	22	262.7	19	262.7	20	262.1	2	262.1	3	262.6															
4	47	AKM Motorsport		Alexander Moiseev		Loris Spinelli	Mercedes AMG GT3 - 2020	PROAM	4	263.4	14	262.7	7	261.5	5	260.8	11	260.2	13	261.7															
5	14	AKM Motorsport		Florian Scholze		Jens Liebhauser	Mercedes AMG GT3 - 2020	AM	1	262.7	6	260.8	3	260.8	4	260.8	11	260.8	17	261.2															
6	63	Vincenzo Sospiri Racing		Michele Beretta		Frederik Schandorff	Lamborghini Huracan GT3 EVO	PRO	1	262.7	22	262.1	4	261.5	6	260.8	5	260.8	11	261.6															
7	97	TF Sport		Michael Dhan		Robby Foley	Aston Martin GT3 AMR Mk2019	PRO	2	262.7	21	260.8	20	260.2	19	259.6	12	259.6	17	260.6															
8	22	Balle Motorsport		Shaun Balle		Adam Carroll	Audi R8 GT3 LMS 2019	PROAM	5	262.1	7	260.8	22	260.2	12	260.2	14	258.9	20	260.4															
9	77	Lechner Racing		Al Faisal Al Zubair		Andy Soucek	Porsche 911 GT3-R II 2019	PRO	3	258.9	17	258.9	20	258.9	21	258.3	19	258.3	22	258.7															
10	8	Barone Rampante		Giuseppe Cipriani			Lamborghini Huracan GT3 EVO	AM	2	258.3	22	256.5	20	255.3	17	255.3	18	255.3	21	256.1															
11	19	Vincenzo Sospiri Racing		Baptiste Moulin		Yuki Nemoto	Lamborghini Huracan GT3 EVO	PRO	4	258.3	2	258.3	11	257.7	5	257.1	3	257.1	21	257.7															
12	17	HP Racing International		Gerhard Tweraser		Jan Seyfert	Lamborghini Huracan GT3 EVO	PROAM	6	257.7	5	257.7	6	256.5	7	255.9	4	255.9	10	256.7															
13	24	A&P Racing Team PTT Tech Support		Maciej Blazek		Mateusz Lisowski	Porsche 991 GT3 Cup gen 2	CUPPA	1	251.7	17	251.1	16	251.1	18	250.5	20	250.0	13	250.9															
14	50	Q1 by EMG Motorsport		Filip Teunkens		Jaap Van Laagen	Porsche 992 GT3 Cup	CUPPA	2	251.1	2	250.5	3	250.5	6	250.5	13	250.0	4	250.5															
15	44	Eugenio Pisani		Eugenio Pisani		Stefano Bozzoni	Porsche 911 GT3 Cup gen 1	CUPPA	3	249.4	13	248.8	3	248.2	11	248.2	12	247.7	4	248.5															
16	100	Aida Motorsport		Jakub Dwernicki		Jan Antoszewski	Porsche 911 GT3 Cup gen 2	CUPPA	4	248.8	2	248.8	3	248.2	1	248.2	18	247.7	4	248.3															
17	53	Q1 by EMG Motorsport		Nicolas Vandierendonck		Dirk Schouten	Porsche 992 GT3 Cup	CUPAM	1	248.2	10	247.7	6	247.7	8	247.7	9	247.7	13	247.8															
18	54	Q1 by EMG Motorsport		Jan Laurynssen		Bas Schouten	Porsche 992 GT3 Cup	CUPPA	5	248.2	1	248.2	20	247.7	2	247.7	18	247.1	4	247.8															
19	32	Three Sixty Racing Team		Fernando Fortes			Porsche 911 GT3 Cup gen 2	CUPAM	2	245.4	6	245.4	7	245.4	18	245.4	20	245.4	21	245.4															
20	27	Three Sixty Racing Team		Marcio Mauro			Porsche 911 GT3 Cup gen 2	CUPAM	3	243.7	20	243.2	2	242.6	10	242.6	13	242.6	15	243.0															





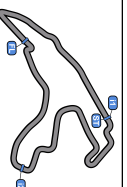
Spa Francorchamps International GT Open

Race - 2

Fastest Laps Sequence

Lap	Time of Day	Session Time	Nº	Entrant/Team	Nat	Driver 1	Nat	Driver 2	Nat	Vehicle	Cat	Time	Km/h
2	13:39:09.158	4:45.158	22	Baite Motorsport		Shaun Baite		Adam Carroll		Audi R8 GT3 LMS 2019	PROAM	2:22.410	177.0
2	13:39:09.501	4:45.501	47	AKM Motorsport		Alexander Moiseev		Loris Spinelli		Mercedes AMG GT3 - 2020	PROAM	2:22.185	177.3
2	13:39:10.177	4:46.177	97	TF Sport		Michael Dinan		Robby Foley		Aston Martin GT3 AMR M/Y2019	PRO	2:22.029	177.5
2	13:39:11.563	4:47.563	19	Vincenzo Sospiri Racing		Baptiste Moulin		Yuki Nemoto		Lamborghini Huracan GT3 EVO	PRO	2:22.015	177.5
3	13:41:29.996	7:05.996	22	Baite Motorsport		Shaun Baite		Adam Carroll		Audi R8 GT3 LMS 2019	PROAM	2:20.838	179.0
4	13:43:50.576	9:26.576	22	Baite Motorsport		Shaun Baite		Adam Carroll		Audi R8 GT3 LMS 2019	PROAM	2:20.580	179.3
4	13:43:51.053	9:27.053	47	AKM Motorsport		Alexander Moiseev		Loris Spinelli		Mercedes AMG GT3 - 2020	PROAM	2:20.574	179.3
5	13:46:10.756	11:46.756	22	Baite Motorsport		Shaun Baite		Adam Carroll		Audi R8 GT3 LMS 2019	PROAM	2:20.180	179.8
13	14:06:01.081	31:37.081	63	Vincenzo Sospiri Racing		Michele Beretta		Frederik Schandorff		Lamborghini Huracan GT3 EVO	PRO	2:18.607	181.9





Spa Francorchamps
International GT Open

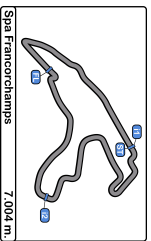
Race - 2

Event Best Maximum Speed



N°	Entrant/Team	Nat	Driver 1	Nat	Driver 2	Nat	Vehicle	Cat	Km/h	Session
7	Inception Racing	GBR	Brendan Irlbe	USA	Ollie Millroy	GBR	McLaren 720 S GT3	PROAM	267.9	Race - 1
88	JP Motorsport	POL	Patryk Krupinski	POL	Christian Klien	AUT	McLaren 720 S GT3	PROAM	267.3	Free Practice - 1
22	Balle Motorsport	GBR	Shaun Balle	GBR	Adam Carroll	GBR	Audi R8 GT3 LMS 2019	PROAM	266.6	Race - 1
63	Vincenzo Sospiri Racing	ITA	Michèle Beretta	ITA	Frederik Schandorff	DNK	Lamborghini Huracan GT3 EVO	PRO	266.0	Race - 1
72	Inception Racing	GBR	Nick Moss	GBR	Joe Osborne	GBR	McLaren 720 S GT3	PROAM	265.3	Free Practice - 1
47	AKM Motorsport	SMR	Alexander Moiseev	RUS	Loris Spinelli	ITA	Mercedes AMG GT3 - 2020	PROAM	265.3	Race - 1
11	Reno Racing	DNK	Jens Reno Møller	DNK	Marcus Paverud	GBR	Honda NSX GT3 Evo	PROAM	265.3	Race - 1
14	AKM Motorsport	SMR	Florian Scholze	DEU	Jens Liebhauser	DEU	Mercedes AMG GT3 - 2020	AM	266.3	Race - 1
19	Vincenzo Sospiri Racing	ITA	Baptiste Moulin	BEL	Yuki Nemoto	JPN	Lamborghini Huracan GT3 EVO	PRO	264.0	Race - 1
97	TF Sport	GBR	Michael Dinan	USA	Robby Foley	USA	Aston Martin GT3 AMR MV2019	PRO	262.7	Race - 1
55	FF Corse	GBR	Laurent de Meeus	BEL	Jaime Stanley	GBR	Ferrari 488 GT3	PROAM	262.7	Qualifying - 2 Driver - 2
77	Lechner Racing	AUT	Al Faisal Al Zubair	OMN	Andy Soucek	ESP	Porsche 911 GT3-R II 2019	PRO	261.5	Qualifying - 2 Driver - 2
8	Barone Rampante	ITA	Giuseppe Cipriani	ITA	Jan Seyffert	DEU	Lamborghini Huracan GT3 EVO	AM	260.2	Race - 1
17	HP Racing International	DEU	Fernando Tweraser	AUT	Stefano Bozzoni	DEU	Lamborghini Huracan GT3 EVO	PROAM	260.2	Race - 1
32	Three Sixty Racing Team	AND	Eugenio Pisani	BRA	Artur Janosz	ITA	Porsche 911 GT3 Cup gen 2	CUPPA	258.3	Qualifying - 1 Driver - 1
44	Eugenio Pisani	ITA	Maciej Darmeko	ITA	Mateusz Lisowski	ITA	Porsche 911 GT3 Cup gen 1	CUPPA	257.1	Free Practice - 1
26	Q1 by EMG Motorsport	BEL	Maciej Blazek	POL	Jaap Van Lagen	POL	Porsche 991 GT3 Cup gen 2	CUPPA	254.7	Qualifying - 1 Driver - 1
24	A&P Racing Team PTT Tech Support	POL	Filip Teunkens	POL	Dirk Schouten	POL	Porsche 992 GT3 Cup	CUPPA	252.9	Qualifying - 1 Driver - 1
50	Q1 by EMG Motorsport	BEL	Nicolas Vandierendonck	BEL	Bas Schouten	NLD	Porsche 992 GT3 Cup	CUPPA	251.7	Race - 1
53	Q1 by EMG Motorsport	BEL	Jan Laurysen	BEL	Jan Antoszewski	NLD	Porsche 992 GT3 Cup	CUPPA	251.1	Race - 1
54	Q1 by EMG Motorsport	BEL	Jakub Dwernicki	POL			Porsche 911 GT3 Cup gen 2	CUPPA	250.0	Qualifying - 2 Driver - 2
100	Alda Motorsport	POL	Marcio Mauro	BRA			Porsche 911 GT3 Cup gen 2	CUPAM	249.4	Qualifying - 1 Driver - 1
27	Three Sixty Racing Team	AND	Albert Estragués	ESP			Transam Euro Ford Mustang 2018	CUPAM	243.2	Free Practice - 2
126	Three Sixty Racing Team	AND		ESP						





Spa Francorchamps
International GT Open

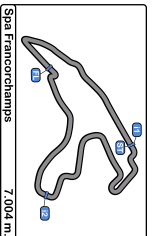


Race - 2

Lap Chart

Nº	Po	Grid	LAP																									
			1	2	3	4	5	6	7	8	9	10	11	12	13	14	15	16	17	18	19	20	21	22	23	24	25	26
22	1	22	22	22	22	22	22	22	22	22	22	22	22	22	22	22	22	22	22	22	22	22	22	22	22	22	22	22
47	2	47	47	47	47	47	47	47	47	47	47	47	47	47	47	47	47	47	47	47	47	47	47	47	47	47	47	47
97	3	97	97	97	97	97	97	97	97	97	97	97	97	97	97	97	97	97	97	97	97	97	97	97	97	97	97	97
63	4	63	63	63	63	63	63	63	63	63	63	63	63	63	63	63	63	63	63	63	63	63	63	63	63	63	63	63
19	5	19	19	19	19	19	19	19	19	19	19	19	19	19	19	19	19	19	19	19	19	19	19	19	19	19	19	19
77	6	77	11	11	11	11	77	77	77	77	77	77	77	77	77	77	77	77	77	77	77	77	77	77	77	77	77	77
11	7	11	77	77	77	77	11	11	11	11	11	11	11	11	11	11	11	11	11	11	11	11	11	11	11	11	11	11
7	8	7	88	88	88	88	88	88	88	88	88	88	88	88	88	88	88	88	88	88	88	88	88	88	88	88	88	88
88	9	88	7	7	7	7	7	7	7	7	7	7	7	7	7	7	7	7	7	7	7	7	7	7	7	7	7	7
14	10	14	14	14	14	14	14	14	14	14	14	14	14	14	14	14	14	14	14	14	14	14	14	14	14	14	14	14
17	11	17	17	17	17	17	17	17	17	17	17	17	17	17	17	17	17	17	17	17	17	17	17	17	17	17	17	17
8	12	8	8	8	8	8	8	8	8	8	8	8	8	8	8	8	8	8	8	8	8	8	8	8	8	8	8	8
50	13	50	50	50	50	50	50	50	50	50	50	50	50	50	50	50	50	50	50	50	50	50	50	50	50	50	50	50
53	14	53	54	54	54	54	54	54	54	54	54	54	54	54	54	54	54	54	54	54	54	54	54	54	54	54	54	54
54	15	54	53	53	53	53	53	53	53	53	53	53	53	53	53	53	53	53	53	53	53	53	53	53	53	53	53	53
100	16	100	100	100	100	100	100	100	100	100	100	100	100	100	100	100	100	100	100	100	100	100	100	100	100	100	100	100
32	17	32	32	44	44	44	44	44	44	44	44	44	44	44	44	44	44	44	44	44	44	44	44	44	44	44	44	44
24	18	24	44	32	32	32	32	32	32	32	32	32	32	32	32	32	32	32	32	32	32	32	32	32	32	32	32	32
44	19	44	24	24	24	24	24	24	24	24	24	24	24	24	24	24	24	24	24	24	24	24	24	24	24	24	24	24
27	20	27	27	27	27	27	27	27	27	27	27	27	27	27	27	27	27	27	27	27	27	27	27	27	27	27	27	27




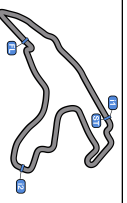


Spa Francorchamps
International GT Open
Race - 2
Graphic Lap Chart



- 22
- 47
- 97
- 63
- 19
- 77
- 11
- 7
- 88
- 14
- 17
- 8
- 50
- 53
- 54
- 100
- 32
- 24
- 44
- 27





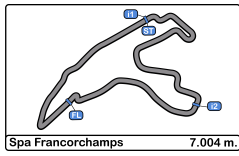
Spa Francorchamps International GT Open

Race - 2

Pit Stop Analysis

Nr.	In Day Time	Entrant/Team	Nat	Driver 1	Nat	Driver 2	Nat	Vehicle	Cat	In Time	Stop N°	Pit Time	Handicap	Penalty
54	13:59:06.289	Q1 by EMG Motorsport		Jan Lauryssen		Bas Schouten		Porsche 992 GT3 Cup	CUPPA	24:42.747	1	1:38.236	1:35	
32	13:59:50.046	Three Sixty Racing Team		Fernando Fortes		Mateusz Lisowski		Porsche 911 GT3 Cup gen 2	CUPAM	25:26.504	1	1:42.466	1:35	
24	13:59:57.099	A&P Racing Team PTT Tech Su		Michèle Blazek		Frederik Schandorf		Porsche 991 GT3 Cup gen 2	CUPPA	25:33.557	1	1:32.705	1:30	
63	14:00:18.087	Vincenzo Sospiri Racing		Michèle Beretta		Marcus Paverud		Lamborghini Huracan GT3 EVO	PRO	25:54.544	1	1:10.740	1:10	
11	14:00:34.282	Reno Racing		Jens Reno Møller		Christian Klien		Honda NSX GT3 Evo	PROAM	26:10.740	1	1:10.218	1:10	
88	14:00:37.285	JP Motorsport		Patryk Krupinski		Jens Liebhauser		McLaren 720 S GT3	PROAM	26:13.743	1	1:10.500	1:10	
14	14:00:38.157	AKM Motorsport		Florian Scholze		Ollie Millroy		Mercedes AMG GT3 - 2020	AM	26:14.615	1	1:15.590	1:15	
7	14:00:39.001	Inception Racing		Brendan Irbee		Jan Seyffert		McLaren 720 S GT3	PROAM	26:15.459	1	1:30.312	1:30	
17	14:00:40.406	HP Racing International		Gerhard Tweraser		Andy Soucek		Lamborghini Huracan GT3 EVO	PROAM	26:16.864	1	1:26.848	1:10	
27	14:02:45.116	Lechner Racing		Al Faisal Al Zubair				Porsche 911 GT3-R II 2019	PRO	28:21.573	1	1:21.327	1:20	
27	14:02:54.266	Three Sixty Racing Team		Marco Mauro				Porsche 911 GT3 Cup gen 2	CUPAM	28:30.724	1	1:38.269	1:30	
8	14:03:27.417	Barone Rampante		Giuseppe Cipriani		Jan Antoszewski		Lamborghini Huracan GT3 EVO	AM	29:03.874	1	1:26.189	1:15	
100	14:06:57.890	Alda Motorsport		Jakub Dwernicki		Adam Carroll		Porsche 911 GT3 Cup gen 2	CUPPA	32:34.348	1	1:35.102	1:30	
22	14:07:18.170	Balle Motorsport		Shaun Balle		Jaap Van Lagen		Audi R8 GT3 LMS 2019	PROAM	32:54.628	1	1:18.363	1:15	
50	14:08:42.388	Q1 by EMG Motorsport		Filip Teunkens		Dirk Schouten		Porsche 992 GT3 Cup	CUPPA	34:18.846	1	2:05.465	1:40	
58	14:09:03.128	Q1 by EMG Motorsport		Nicolas Vanderendonck		Jan Seyffert		Porsche 992 GT3 Cup	CUPAM	34:39.586	1	1:51.215	1:40	
17	14:09:23.879	HP Racing International		Gerhard Tweraser		Stefano Bozzoni		Lamborghini Huracan GT3 EVO	PROAM	35:00.337	2	1:31.985	1:10	
44	14:09:39.524	Eugenio Pisani		Eugenio Pisani		Loris Spinelli		Porsche 911 GT3 Cup gen 1	CUPPA	35:15.982	1	1:35.424	1:30	
47	14:09:39.862	AKM Motorsport		Alexander Moiseev		Robby Foley		Mercedes AMG GT3 - 2020	PROAM	35:16.320	1	1:19.736	1:10	
97	14:09:41.718	TF Sport		Michael Dinan		Robby Foley		Aston Martin GT3 AMR WY2019	PRO	35:18.176	1	1:15.956	1:15	
19	14:09:46.413	Vincenzo Sospiri Racing		Baptiste Moulin		Yuki Nemoto		Lamborghini Huracan GT3 EVO	PRO	35:22.871	1	1:10.774	1:10	
17	14:23:26.836	HP Racing International		Gerhard Tweraser		Jan Seyffert		Lamborghini Huracan GT3 EVO	PROAM	49:03.294	3	1:12.119	1:10	
97	14:25:25.024	TF Sport		Michael Dinan		Robby Foley		Aston Martin GT3 AMR WY2019	PRO	51:01.482	2	41.658	1:15	-33.342

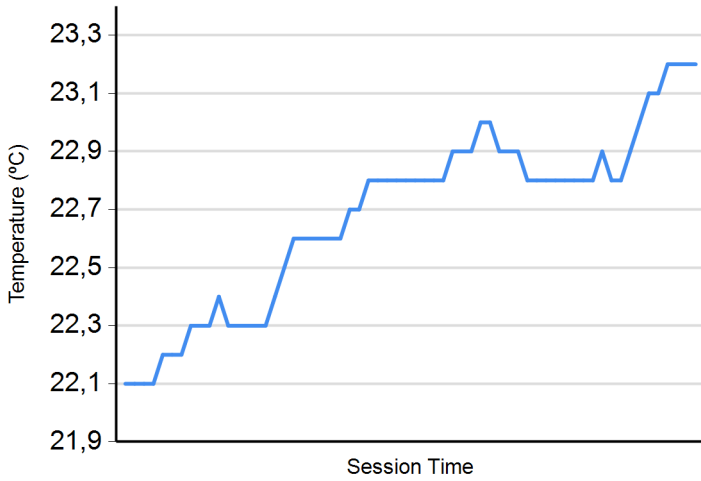




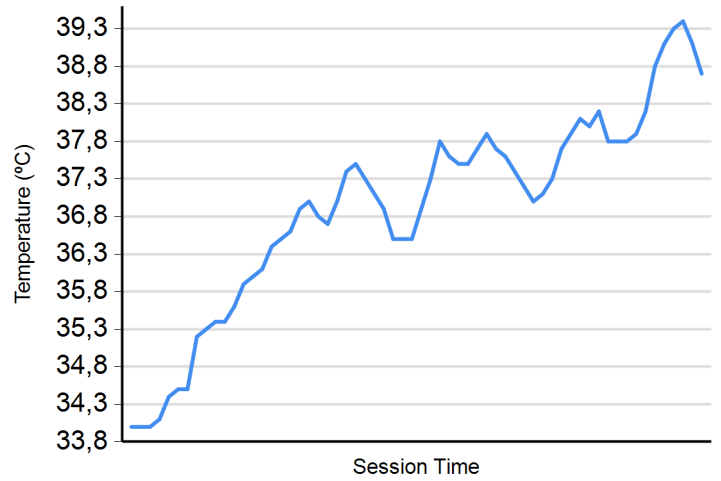
Spa Francorchamps
International GT Open
Race - 2
Weather Report



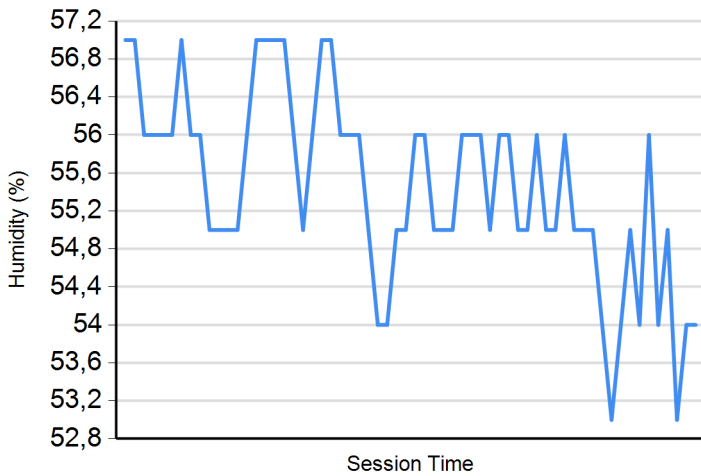
Air Temperature



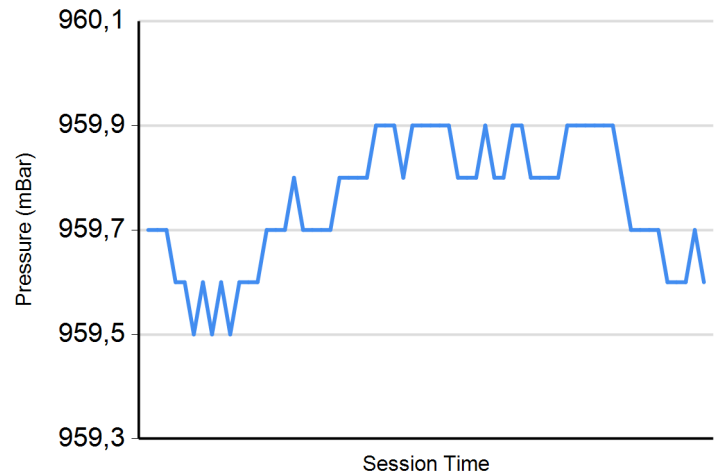
Track Temperature



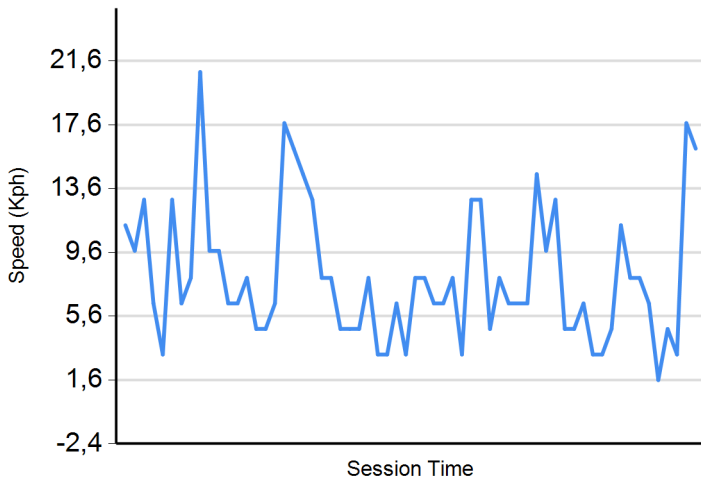
Humidity



Pressure



Wind Speed



Wind direction

North = 0°/360° Est = 90° South = 180° West = 270°

